

DE1000/150



SOLIDS
HANDLING



DEWATERING

FLOW @ BEP	HEAD @ BEP	SPEED @ BEP	EFFICIENCY @ BEP
990 m ³ /hr 4370 usgpm	148 mtrs 486'	2100 rpm	81%

AT A GLANCE

Suction Size	250 mm	10"
Discharge Size	200 mm	8"
Solids Handling	62 mm (min)	2.45" (min)
Max Flow	1550 m ³ /hr	6820 usgpm
Max Head	181 mtrs	594'
Max Speed	2100 rpm	

DIESEL ENGINE SPECIFICATION

CHOOSE DIESEL

Fuel Tank Size	450 ltrs	119 usg
Fuel Burn/hr @ BEP	148 ltrs/hr	39.10 usgph
Rated Power @ BEP	489 kW	656 hp
Model	CAT C27	
Emissions	EU Stage V	
Max Power	597 kW	801 hp

ELECTRIC MOTOR SPECIFICATION

CHOOSE ELECTRIC

PLEASE GET IN TOUCH
FOR MORE DETAILS

+44(0)1473 833939

SALES@DXBPUMPPOWER.COM

WWW.DXBPUMPPOWER.COM

FEATURES & BENEFITS

Indefinite Dry-Run capabilities

Auto Start/Stop

UK Manufactured

Cycloseal – advanced mechanical seal that extends seal life, reduces seal failures and maximises uptime

 **1.60 HOURS**

To empty an Olympic Swimming Pool
(2,500,000 litres) at Max Flow (1550 m³/hr)



DXB10

PLEASE GET IN TOUCH FOR
MORE DETAILS ON PUMP SIZE

PUMP SPECIFICATION

Model	CRP200NHG495
Priming System	<p>Type: Cornell liquid tolerant diaphragm vacuum pump</p> <p>Air Removal Capability: 50 cfm</p> <p>Priming Chamber: Cornell optimised priming chamber design and valve linkage for maximum reliability and zero carryover</p> <p>Discharge Check Valve: Patented Cornell Non return valve with optional 90 degree discharge and heavy duty flapper</p> <p>Run Dry: Indefinite capability</p>
Impeller	<p>Type: Three Vane Enclosed Solids Handling Impeller design for large spherical solids pass through whilst providing optimal efficiency</p> <p>Size: 495 mm (19.49")</p>
Volute	Heavy duty GG30 Gray Iron with 125# flanges
Mechanical Seal	Tungsten Carbide v Silicon Carbide
Bearing & Shaft	Heavy-duty bearing housing with dual angular contact bearings on drive end and heavy duty shaft



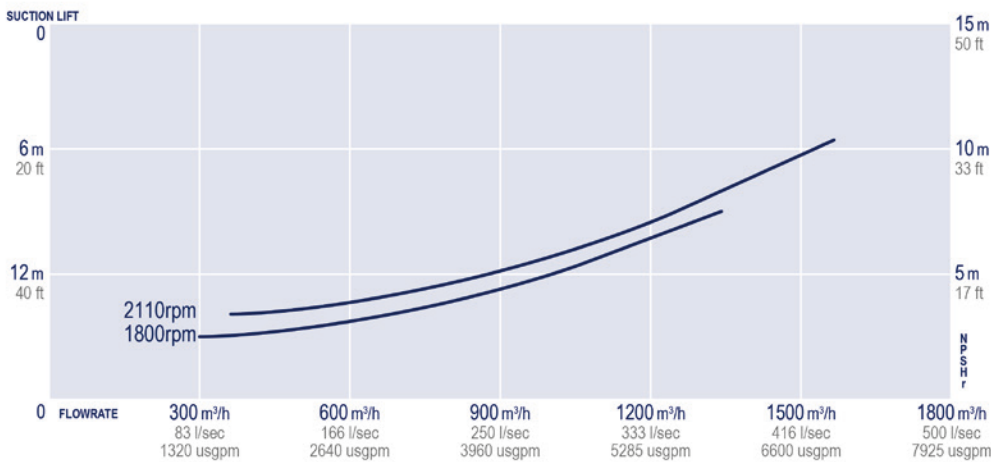
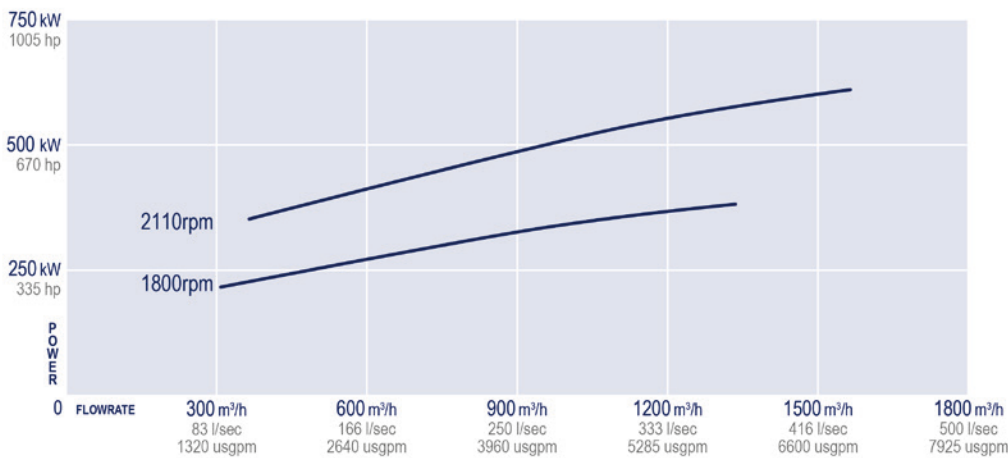
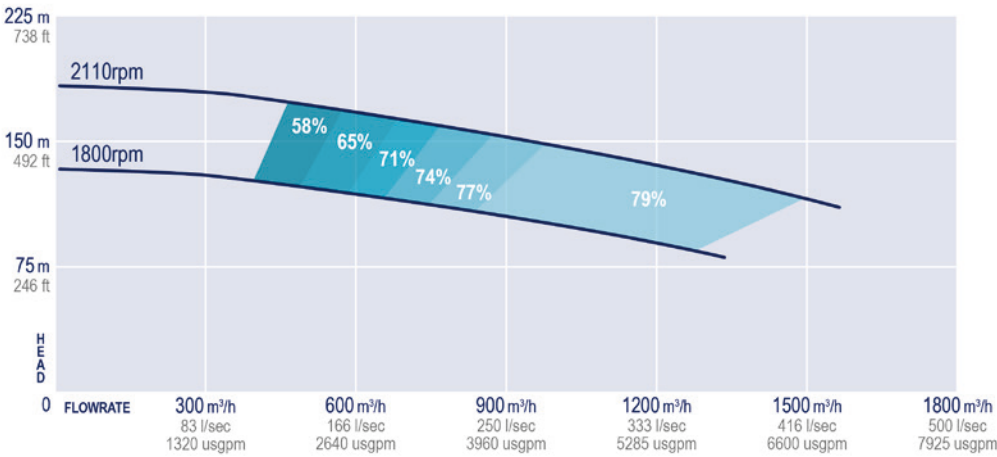
ALL DATA IS FOR GUIDANCE PURPOSES ONLY

+44(0)1473 833939 | SALES@DXBINTEGRATE.COM | WWW.DXBINTEGRATE.COM

AROUND YOUR CLOCK, AROUND YOUR WORLD®

DE1000/150-0221

PERFORMANCE CHART (FOR GUIDANCE ONLY)



MARKETS



DXB, AT YOUR SERVICE



AROUND YOUR CLOCK, AROUND YOUR WORLD®

Anywhere, Anytime...
DXB specialise in designing bespoke solutions to your fluid handling challenges.



WORLD CLASS ECO-FRIENDLY PRODUCTS

Like you, we care about the environment, which is why our efficient pumpsets use stage 5 emission compliant engines as standard.



WARRANTY & AFTERCARE

Our aftermarket team are here to support your business for the life of the pumpset. All products come with market leading warranty period for the absolute peace of mind.



REAL TIME ASSET CONTROL

Downtime isn't an option. All our pumpsets can be remotely monitored for ultimate asset control and performance.



YOUR TRUSTED PARTNER

Our customers support us, we support them. We're partners!