

# DE300/120



SOLIDS  
HANDLING



DEWATERING

FLOW @ BEP	HEAD @ BEP	SPEED @ BEP	EFFICIENCY @ BEP
385 m <sup>3</sup> /hr 1700 usgpm	115 mtrs 385'	1850 rpm	71%

## AT A GLANCE

Suction Size	200 mm	8"
Discharge Size	150 mm	6"
Solids Handling	51 mm (min)	2" (min)
Max Flow	480 m <sup>3</sup> /hr	2110 usgpm
Max Head	153 mtrs	502'
Max Speed	1850 rpm	

## DIESEL ENGINE SPECIFICATION

### CHOOSE DIESEL

Fuel Tank Size	450 ltrs	119 usg
Fuel Burn/hr @ BEP	52 ltrs/hr	13.75 usgph
Rated Power @ BEP	175 kW	235 hp
Model	Deutz TCD7.8L6	
Emissions	EU Stage V	
Max Power	260 kW	349 hp

## ELECTRIC MOTOR SPECIFICATION

### CHOOSE ELECTRIC

Model	WEG / ABB 415V 3 phase 50Hz	
Standard	IEC3	
Rated Power	250 kW	335 hp
Enclosure	TEFC	
Nominal Speed	1500 rpm	
Frame	315	

## FEATURES & BENEFITS

Indefinite Dry-Run capabilities
Auto Start/Stop
UK Manufactured
Cycloseal – advanced mechanical seal that extends seal life, reduces seal failures and maximises uptime

**5.20 HOURS**

To empty an Olympic Swimming Pool  
(2,500,000 litres) at Max Flow (480 m<sup>3</sup>/hr)



DXB5

## NET WEIGHT

4100 kgs  
9040 lbs

## L x W x H

4.25 x 1.60 x 2.20 mtr  
167 x 63 x 87"

## PUMP SPECIFICATION

Model	CRP100NHTB495
Priming System	<p><b>Type:</b> Cornell liquid tolerant diaphragm vacuum pump</p> <p><b>Air Removal Capability:</b> 50 cfm</p> <p><b>Priming Chamber:</b> Cornell optimised priming chamber design and valve linkage for maximum reliability and zero carryover</p> <p><b>Discharge Check Valve:</b> Patented Cornell Non return valve with optional 90 degree discharge and heavy duty flapper</p> <p><b>Run Dry:</b> Indefinite capability</p>
Impeller	<p><b>Type:</b> Two Vane, High Head Enclosed Solids Handling Impeller design for large spherical solids pass through whilst providing optimal efficiency</p> <p><b>Size:</b> 495 mm (19.50")</p>
Volute	Heavy duty GG30 Gray Iron with 125# flanges
Mechanical Seal	Tungsten Carbide v Silicon Carbide
Bearing & Shaft	Heavy-duty bearing housing with dual angular contact bearings on drive end and heavy duty shaft



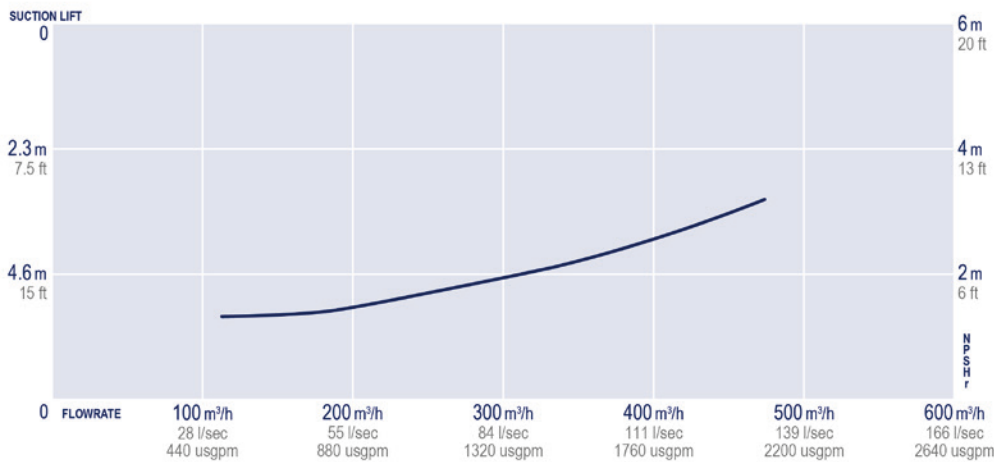
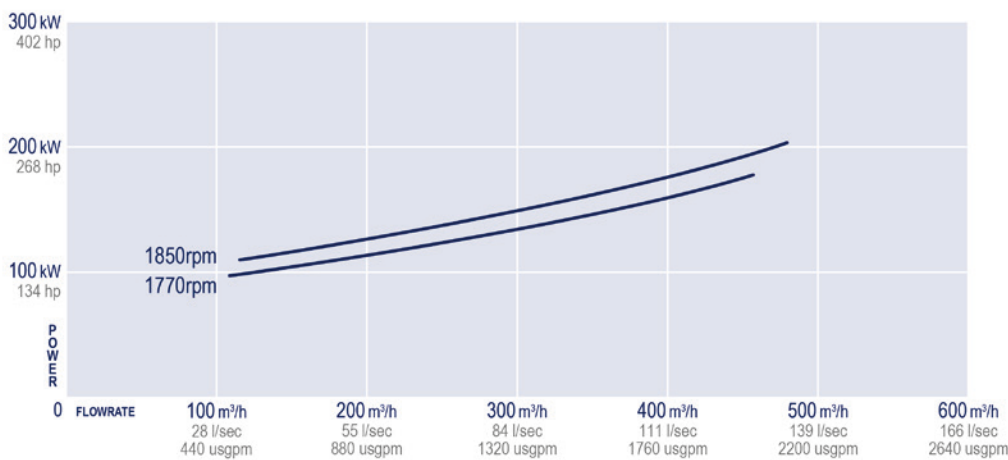
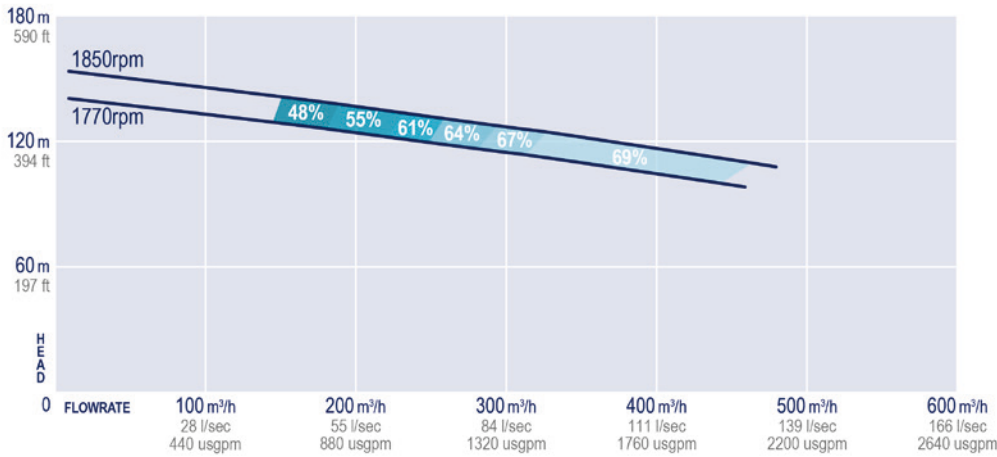
ALL DATA IS FOR GUIDANCE PURPOSES ONLY

+44(0)1473 833939 | SALES@DXBINTEGRATE.COM | WWW.DXBINTEGRATE.COM

AROUND YOUR CLOCK, AROUND YOUR WORLD®

DE300/120-0221

PERFORMANCE CHART (FOR GUIDANCE ONLY)



MARKETS



DXB, AT YOUR SERVICE



AROUND YOUR CLOCK, AROUND YOUR WORLD®

Anywhere, Anytime...  
DXB specialise in designing bespoke solutions to your fluid handling challenges.



WORLD CLASS ECO-FRIENDLY PRODUCTS

Like you, we care about the environment, which is why our efficient pumpsets use stage 5 emission compliant engines as standard.



WARRANTY & AFTERCARE

Our aftermarket team are here to support your business for the life of the pumpset. All products come with market leading warranty period for the absolute peace of mind.



REAL TIME ASSET CONTROL

Downtime isn't an option. All our pumpsets can be remotely monitored for ultimate asset control and performance.



YOUR TRUSTED PARTNER

Our customers support us, we support them. We're partners!