

# DE750/150



DEWATERING

FLOW @ BEP	HEAD @ BEP	SPEED @ BEP	EFFICIENCY @ BEP
965 m <sup>3</sup> /hr 4255 usgpm	136 mtrs 446'	1800 rpm	72%

## AT A GLANCE

Suction Size	250 mm	10"
Discharge Size	200 mm	8"
Solids Handling	60 mm (min)	2.40" (min)
Max Flow	1435 m <sup>3</sup> /hr	6310 usgpm
Max Head	164 mtrs	538'
Max Speed	1800 rpm	

## DIESEL ENGINE SPECIFICATION

### CHOOSE DIESEL

Fuel Tank Size	450 ltrs	119 usg
Fuel Burn/hr @ BEP	149 ltrs/hr	39.40 usgph
Rated Power @ BEP	498 kW	668 hp
Model	CAT C27	
Emissions	EU Stage V	
Max Power	600 kW	805 hp

## ELECTRIC MOTOR SPECIFICATION

### CHOOSE ELECTRIC

PLEASE GET IN TOUCH FOR MORE DETAILS

☎ +44(0)1473 833939

✉ SALES@DXBPUMPPOWER.COM

🌐 WWW.DXBPUMPPOWER.COM

## FEATURES & BENEFITS

Indefinite Dry-Run capabilities
Auto Start/Stop
UK Manufactured
Cycloseal – advanced mechanical seal that extends seal life, reduces seal failures and maximises uptime

**1.75 HOURS**

To empty an Olympic Swimming Pool (2,500,000 litres) at Max Flow (1435 m<sup>3</sup>/hr)



PLEASE GET IN TOUCH FOR MORE DETAILS ON PUMP SIZE

## PUMP SPECIFICATION

Model	CRP200MX550
Priming System	<p><b>Type:</b> Cornell liquid tolerant diaphragm vacuum pump</p> <p><b>Air Removal Capability:</b> 50 cfm</p> <p><b>Priming Chamber:</b> Cornell optimised priming chamber design and valve linkage for maximum reliability and zero carryover</p> <p><b>Discharge Check Valve:</b> Patented Cornell Non return valve with optional 90 degree discharge and heavy duty flapper</p> <p><b>Run Dry:</b> Indefinite capability</p>
Impeller	<p><b>Type:</b> Two Vane Enclosed Solids Handling Impeller design for large spherical solids pass through whilst providing optimal efficiency</p> <p><b>Size:</b> 550 mm (21.65")</p>
Volute	Heavy duty GG30 Gray Iron with 125# flanges
Mechanical Seal	Tungsten Carbide v Silicon Carbide
Bearing & Shaft	Heavy-duty bearing housing with dual angular contact bearings on drive end and heavy duty shaft



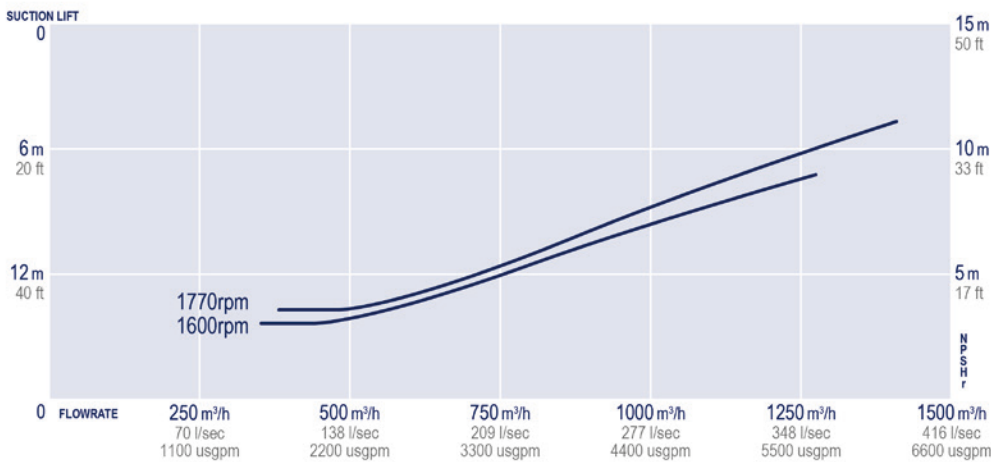
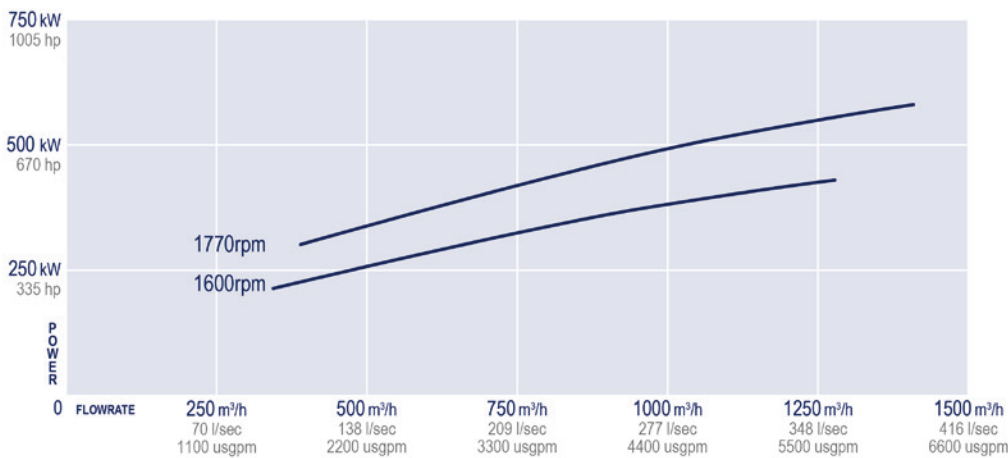
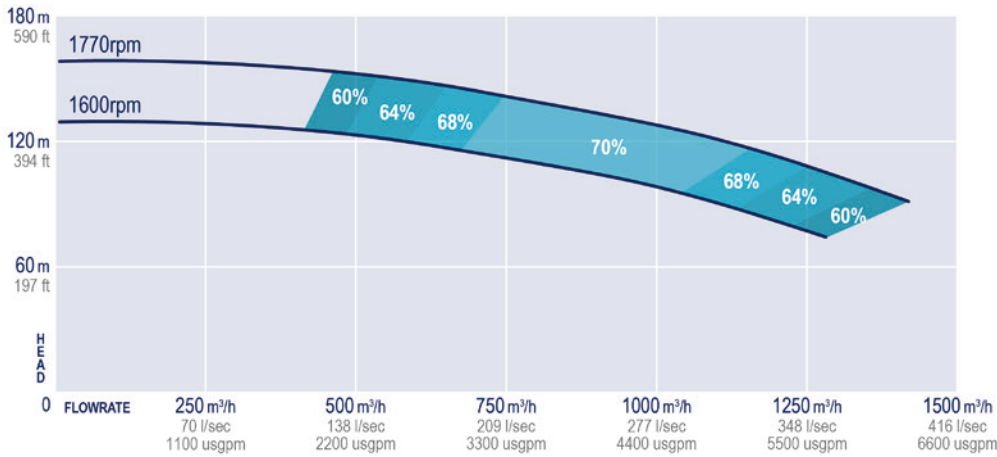
ALL DATA IS FOR GUIDANCE PURPOSES ONLY

☎ +44(0)1473 833939 | ✉ SALES@DXBINTEGRATE.COM | 🌐 WWW.DXBINTEGRATE.COM

**AROUND YOUR CLOCK, AROUND YOUR WORLD®**

DE750/150-0221

PERFORMANCE CHART (FOR GUIDANCE ONLY)



MARKETS



DXB, AT YOUR SERVICE



AROUND YOUR CLOCK, AROUND YOUR WORLD®

Anywhere, Anytime...  
DXB specialise in designing bespoke solutions to your fluid handling challenges.



WORLD CLASS ECO-FRIENDLY PRODUCTS

Like you, we care about the environment, which is why our efficient pumpsets use stage 5 emission compliant engines as standard.



WARRANTY & AFTERCARE

Our aftermarket team are here to support your business for the life of the pumpset. All products come with market leading warranty period for the absolute peace of mind.



REAL TIME ASSET CONTROL

Downtime isn't an option. All our pumpsets can be remotely monitored for ultimate asset control and performance.



YOUR TRUSTED PARTNER

Our customers support us, we support them. We're partners!