

# DE750/25



SOLIDS  
HANDLING



DEWATERING

FLOW @ BEP	HEAD @ BEP	SPEED @ BEP	EFFICIENCY @ BEP
750 m <sup>3</sup> /hr 3300 usgpm	25 mtrs 82'	1550 rpm	79%

## AT A GLANCE

Suction Size	200 mm	8"
Discharge Size	200 mm	8"
Solids Handling	86 mm (min)	3.40" (min)
Max Flow	720 m <sup>3</sup> /hr	3165 usgpm
Max Head	53 mtrs	174'
Max Speed	1750 rpm	

## DIESEL ENGINE SPECIFICATION

### CHOOSE DIESEL

Fuel Tank Size	450 ltrs	119 usg
Fuel Burn/hr @ BEP	19 ltrs/hr	5.00 usgph
Rated Power @ BEP	64 kW	86 hp
Model	Deutz TCD3.6L4	
Emissions	EU Stage V	
Max Power	105 kW	141 hp

## ELECTRIC MOTOR SPECIFICATION

### CHOOSE ELECTRIC

Model	WEG / ABB 415V 3 phase 50Hz	
Standard	IEC3	
Rated Power	110 kW	148 hp
Enclosure	TEFC	
Nominal Speed	1500 rpm	
Frame	315	

## FEATURES & BENEFITS

Indefinite Dry-Run capabilities

Auto Start/Stop

UK Manufactured

Cycloseal – advanced mechanical seal that extends seal life, reduces seal failures and maximises uptime

 **3.50 HOURS**

To empty an Olympic Swimming Pool  
(2,500,000 litres) at Max Flow (720 m<sup>3</sup>/hr)




## NET WEIGHT

2350 kgs  
5180 lbs

## L x W x H

2.85 x 1.20 x 2.00 mtr  
112 x 47 x 78"

## PUMP SPECIFICATION

Model	CRP200NNT356	
Priming System	<b>Type:</b> Cornell liquid tolerant diaphragm vacuum pump 	
	<b>Air Removal Capability:</b> 50 cfm <b>Priming Chamber:</b> Cornell optimised priming chamber design and valve linkage for maximum reliability and zero carryover	
	<b>Discharge Check Valve:</b> Patented Cornell Non return valve with optional 90 degree discharge and heavy duty flapper <b>Run Dry:</b> Indefinite capability	
Impeller	<b>Type:</b> Two Vane Enclosed Solids Handling Impeller design for large spherical solids pass through whilst providing optimal efficiency <b>Size:</b> 356 mm (14.02")	
Volute	Heavy duty GG30 Gray Iron with 125# flanges	
Mechanical Seal	Tungsten Carbide v Silicon Carbide	
Bearing & Shaft	Heavy-duty bearing housing with dual angular contact bearings on drive end and heavy duty shaft	



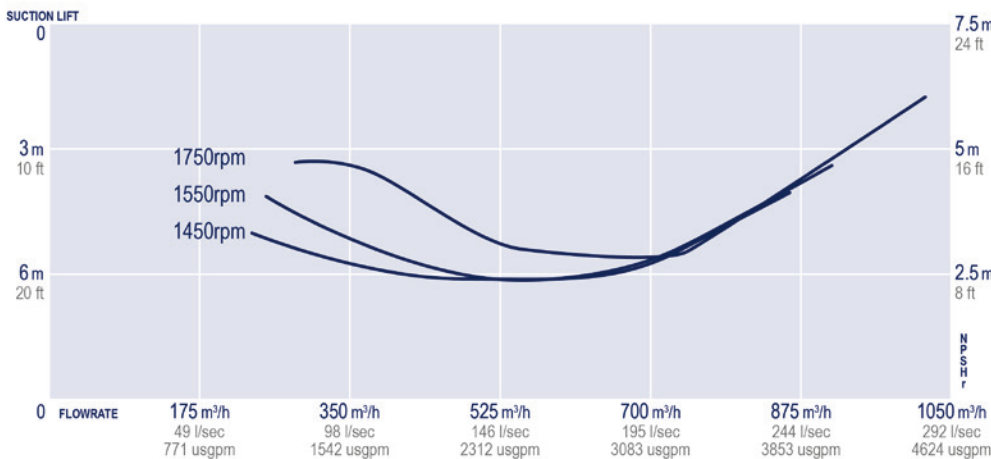
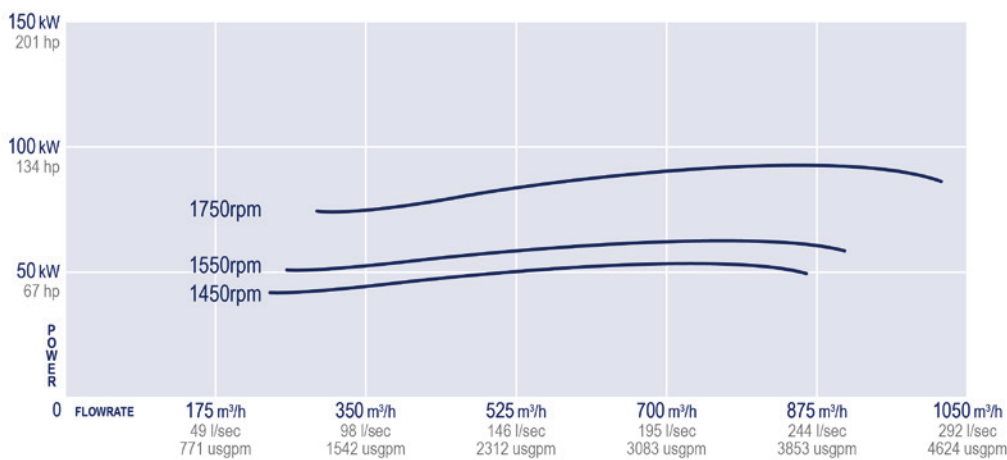
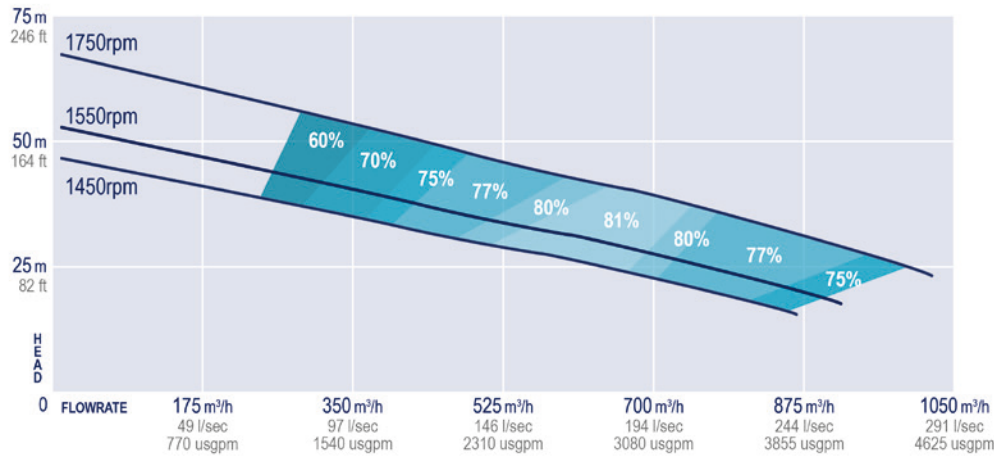
ALL DATA IS FOR GUIDANCE PURPOSES ONLY

+44(0)1473 833939 | SALES@DXBINTEGRATE.COM | WWW.DXBINTEGRATE.COM

AROUND YOUR CLOCK, AROUND YOUR WORLD®

DE750/25-0221

PERFORMANCE CHART (FOR GUIDANCE ONLY)



MARKETS



DXB, AT YOUR SERVICE



AROUND YOUR CLOCK, AROUND YOUR WORLD®

Anywhere, Anytime...  
DXB specialise in designing bespoke solutions to your fluid handling challenges.



WORLD CLASS ECO-FRIENDLY PRODUCTS

Like you, we care about the environment, which is why our efficient pumpsets use stage 5 emission compliant engines as standard.



WARRANTY & AFTERCARE

Our aftermarket team are here to support your business for the life of the pumpset. All products come with market leading warranty period for the absolute peace of mind.



REAL TIME ASSET CONTROL

Downtime isn't an option. All our pumpsets can be remotely monitored for ultimate asset control and performance.



YOUR TRUSTED PARTNER

Our customers support us, we support them. We're partners!