

GI1000/110



SOLIDS
HANDLING



FLOW @ BEP	HEAD @ BEP	SPEED @ BEP	EFFICIENCY @ BEP
1000 m ³ /hr 4420 usgpm	111 mtrs 364'	1800 rpm	77%

AT A GLANCE

Suction Size	250 mm	10"
Discharge Size	200 mm	8"
Solids Handling	102 mm (min)	4" (min)
Max Flow	1400 m ³ /hr	6160 usgpm
Max Head	146 mtrs	479'
Max Speed	1800 rpm	

DIESEL ENGINE SPECIFICATION

CHOOSE DIESEL

Fuel Tank Size	450 ltrs	119 usg
Fuel Burn/hr @ BEP	118 ltrs/hr	31.20 usgph
Rated Power @ BEP	395 kW	530 hp
Model	Scania DC16	
Emissions	EU Stage V	
Max Power	400 kW	536 hp

ELECTRIC MOTOR SPECIFICATION

CHOOSE ELECTRIC

Model	WEG / ABB 415V 3 phase 50Hz	
Standard	IEC3	
Rated Power	450 kW	603 hp
Enclosure	TEFC	
Nominal Speed	1500 rpm	
Frame	355 A/B	

FEATURES & BENEFITS

Indefinite Dry-Run capabilities

Auto Start/Stop

UK Manufactured

Cycloseal – advanced mechanical seal that extends seal life, reduces seal failures and maximises uptime


 **1.80 HOURS**

To empty an Olympic Swimming Pool
(2,500,000 litres) at Max Flow (1400 m³/hr)



PLEASE GET IN TOUCH FOR
MORE DETAILS ON PUMP SIZE

PUMP SPECIFICATION

Model	CRP200NHTH520	
Priming System	Type: Cornell liquid tolerant diaphragm vacuum pump 	
	Air Removal Capability: 50 cfm Priming Chamber: Cornell optimised priming chamber design and valve linkage for maximum reliability and zero carryover	
	Discharge Check Valve: Patented Cornell Non return valve with optional 90 degree discharge and heavy duty flapper Run Dry: Indefinite capability	
Impeller	Type: Two Vane Enclosed Solids Handling Impeller design for large spherical solids pass through whilst providing optimal efficiency Size: 521 mm (20.50")	
Volute	Heavy duty GG30 Gray Iron with 125# flanges	
Mechanical Seal	Tungsten Carbide v Silicon Carbide	
Bearing & Shaft	Heavy-duty bearing housing with dual angular contact bearings on drive end and heavy duty shaft	



ALL DATA IS FOR GUIDANCE PURPOSES ONLY

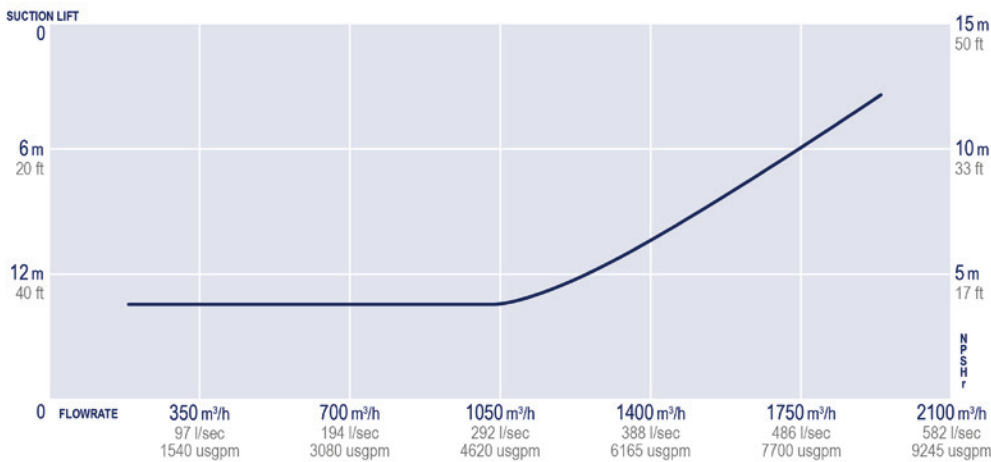
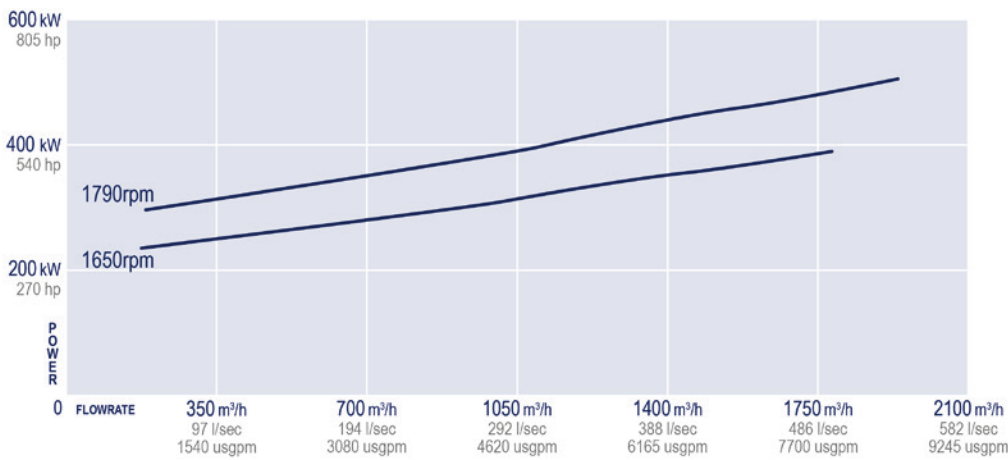
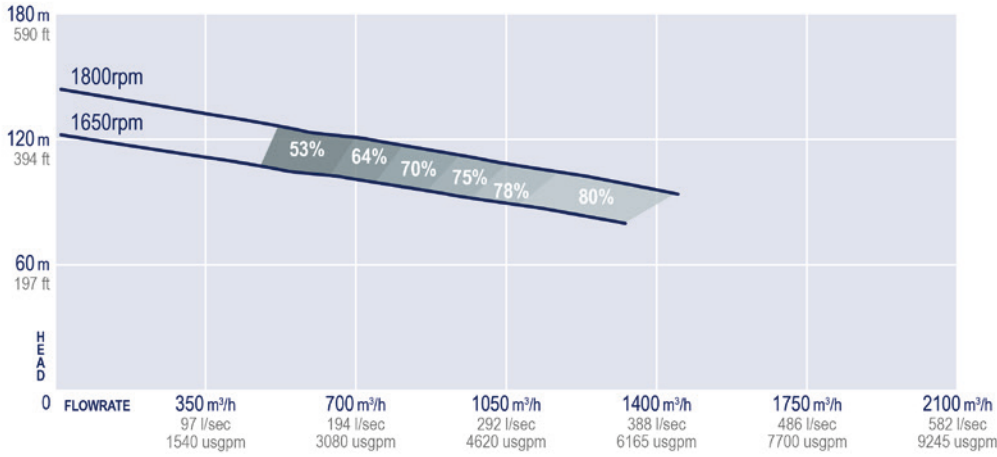
+44(0)1473 833939 | SALES@DXBINTEGRATE.COM | WWW.DXBINTEGRATE.COM

AROUND YOUR CLOCK, AROUND YOUR WORLD®

GI1000/110-0221

GENERAL INDUSTRY

PERFORMANCE CHART (FOR GUIDANCE ONLY)



MARKETS



DXB, AT YOUR SERVICE



AROUND YOUR CLOCK, AROUND YOUR WORLD®

Anywhere, Anytime...
DXB specialise in designing bespoke solutions to your fluid handling challenges.



WORLD CLASS ECO-FRIENDLY PRODUCTS

Like you, we care about the environment, which is why our efficient pumpsets use stage 5 emission compliant engines as standard.



WARRANTY & AFTERCARE

Our aftermarket team are here to support your business for the life of the pumpset. All products come with market leading warranty period for the absolute peace of mind.



REAL TIME ASSET CONTROL

Downtime isn't an option. All our pumpsets can be remotely monitored for ultimate asset control and performance.



YOUR TRUSTED PARTNER

Our customers support us, we support them. We're partners!