

GI300/160



CLEAR LIQUIDS



FLOW @ BEP	HEAD @ BEP	SPEED @ BEP	EFFICIENCY @ BEP
298 m ³ /hr 1312 usgpm	161 mtrs 528'	1800 rpm	65%

AT A GLANCE

Suction Size	150 mm	6"
Discharge Size	100 mm	4"
Solids Handling	25 mm	1"
Max Flow	298 m ³ /hr	1312 usgpm
Max Head	161 mtrs	528'
Max Speed	1800 rpm	

DIESEL ENGINE SPECIFICATION

CHOOSE DIESEL

Fuel Tank Size	450 ltrs	119 usg
Fuel Burn/hr @ BEP	60 ltrs/hr	15.85 usgph
Rated Power @ BEP	201 kW	270 hp
Model	Deutz TCD7.8L6	
Emissions	EU Stage V	
Max Power	225 kW	302 hp

ELECTRIC MOTOR SPECIFICATION

CHOOSE ELECTRIC

Model	WEG / ABB 415V 3 phase 50Hz	
Standard	IEC3	
Rated Power	250 kW	335 hp
Enclosure	TEFC	
Nominal Speed	1500 rpm	
Frame	315 L	

FEATURES & BENEFITS

Auto Start/Stop	Spark Arrestor
UK Manufactured	RIGSAFE Shutdown Valve
Indefinite Dry-Run capabilities	
Cycloseal – advanced mechanical seal that extends seal life, reduces seal failures and maximises uptime	

 **6.91 HOURS**

To empty an Olympic Swimming Pool (2,500,000 litres) at Max Flow (298 m³/hr)



NET WEIGHT

4100 kgs
9040 lbs

L × W × H

4.25 × 1.60 × 2.20 mtr
167 × 63 × 87"

PUMP SPECIFICATION

Model	CRP100MX558
Priming System	<p>Type: Cornell liquid tolerant diaphragm vacuum pump</p> <p>Air Removal Capability: 50 cfm</p> <p>Priming Chamber: Cornell optimised priming chamber design and valve linkage for maximum reliability and zero carryover</p> <p>Discharge Check Valve: Patented Cornell Non return valve with optional 90 degree discharge and heavy duty flapper</p> <p>Run Dry: Indefinite capability</p>
Impeller	<p>Type: Four Vane, CA6NM Enclosed Clear Liquids Impeller design providing long life & optimal efficiency</p> <p>Size: 558 mm (22.00")</p>
Volute	Heavy duty Ductile Iron with 125# flanges
Mechanical Seal	Tungsten Carbide v Silicon Carbide
Bearing & Shaft	Heavy-duty bearing housing with dual angular contact bearings on drive end and heavy duty shaft



ALL DATA IS FOR GUIDANCE PURPOSES ONLY

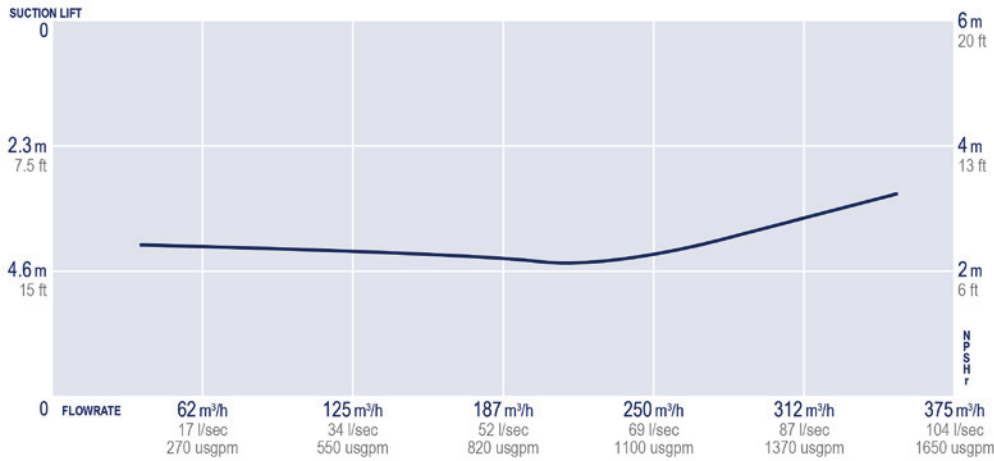
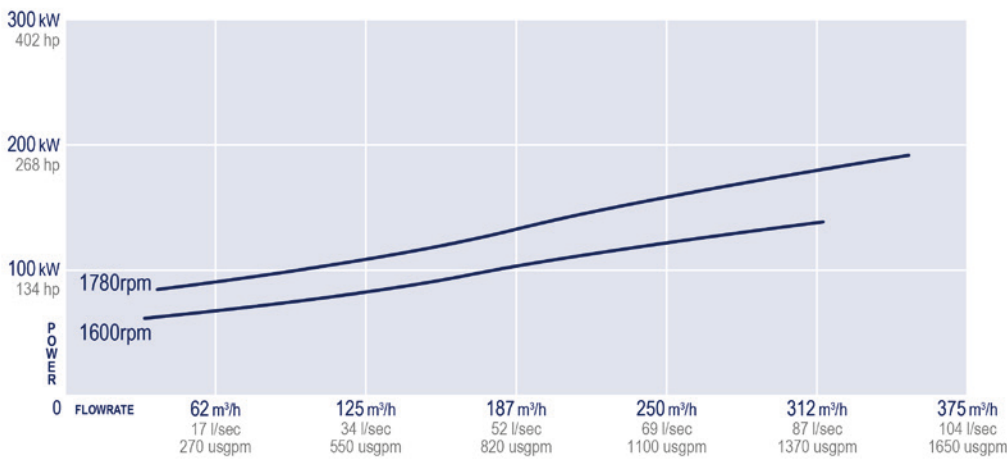
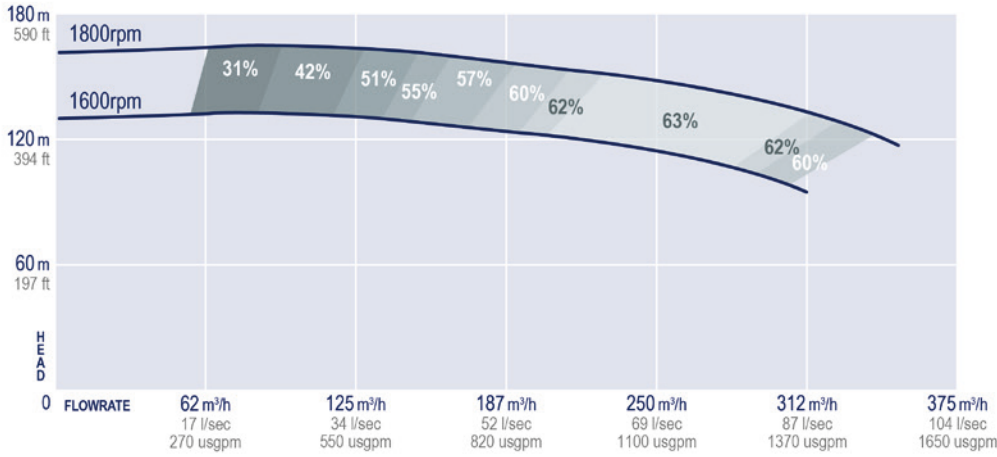
+44(0)1473 833939 | SALES@DXBINTEGRATE.COM | WWW.DXBINTEGRATE.COM

AROUND YOUR CLOCK, AROUND YOUR WORLD®

GI300/160-0421

GENERAL INDUSTRY

PERFORMANCE CHART (FOR GUIDANCE ONLY)



MARKETS



DXB, AT YOUR SERVICE



AROUND YOUR CLOCK, AROUND YOUR WORLD®

Anywhere, Anytime...
DXB specialise in designing bespoke solutions to your fluid handling challenges.



WORLD CLASS ECO-FRIENDLY PRODUCTS

Like you, we care about the environment, which is why our efficient pumpsets use stage 5 emission compliant engines as standard.



WARRANTY & AFTERCARE

Our aftermarket team are here to support your business for the life of the pumpset. All products come with market leading warranty period for the absolute peace of mind.



REAL TIME ASSET CONTROL

Downtime isn't an option. All our pumpsets can be remotely monitored for ultimate asset control and performance.



YOUR TRUSTED PARTNER

Our customers support us, we support them. We're partners!