

# GI500/160



SOLIDS  
HANDLING



FLOW @ BEP	HEAD @ BEP	SPEED @ BEP	EFFICIENCY @ BEP
500 m <sup>3</sup> /hr 2200 usgpm	160 mtrs 525'	2050 rpm	67%

## AT A GLANCE

Suction Size	200 mm	8"
Discharge Size	150 mm	6"
Solids Handling	50 mm (min)	2" (min)
Max Flow	930 m <sup>3</sup> /hr	4100 usgpm
Max Head	190 mtrs	640'
Max Speed	2050 rpm	

## DIESEL ENGINE SPECIFICATION

### CHOOSE DIESEL

Fuel Tank Size	450 ltrs	119 usg
Fuel Burn/hr @ BEP	96 ltrs/hr	25.40 usgph
Rated Power @ BEP	319 kW	428 hp
Model	CAT C18TTA	
Emissions	EU Stage V	
Max Power	500 kW	671 hp

## ELECTRIC MOTOR SPECIFICATION

### CHOOSE ELECTRIC

Model	WEG / ABB 415V 3 phase 50Hz	
Standard	IEC3	
Rated Power	500 kW	671 hp
Enclosure	TEFC	
Nominal Speed	1500 rpm	
Frame	355 A/B	

## FEATURES & BENEFITS

Indefinite Dry-Run capabilities

Auto Start/Stop

UK Manufactured

Cycloseal – advanced mechanical seal that extends seal life, reduces seal failures and maximises uptime


 **2.70 HOURS**

To empty an Olympic Swimming Pool  
(2,500,000 litres) at Max Flow (930 m<sup>3</sup>/hr)



PLEASE GET IN TOUCH FOR  
MORE DETAILS ON PUMP SIZE

## PUMP SPECIFICATION

Model	CRP150NHTC495	
Priming System	<b>Type:</b> Cornell liquid tolerant diaphragm vacuum pump 	
	<b>Air Removal Capability:</b> 50 cfm	
	<b>Priming Chamber:</b> Cornell optimised priming chamber design and valve linkage for maximum reliability and zero carryover	
Impeller	<b>Discharge Check Valve:</b> Patented Cornell Non return valve with optional 90 degree discharge and heavy duty flapper	
	<b>Run Dry:</b> Indefinite capability	
	<b>Type:</b> Two Vane, High Head Enclosed Solids Handling Impeller design for large spherical solids pass through whilst providing optimal efficiency <b>Size:</b> 495 mm (19.49")	
Volute	Heavy duty GG30 Gray Iron with 125# flanges	
Mechanical Seal	Tungsten Carbide v Silicon Carbide	
Bearing & Shaft	Heavy-duty bearing housing with dual angular contact bearings on drive end and heavy duty shaft	



ALL DATA IS FOR GUIDANCE PURPOSES ONLY

+44(0)1473 833939 | SALES@DXBINTEGRATE.COM | WWW.DXBINTEGRATE.COM

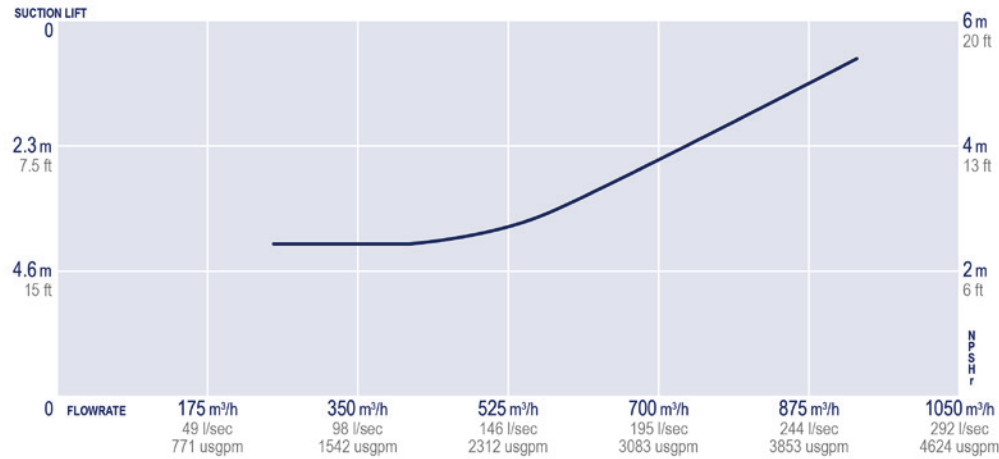
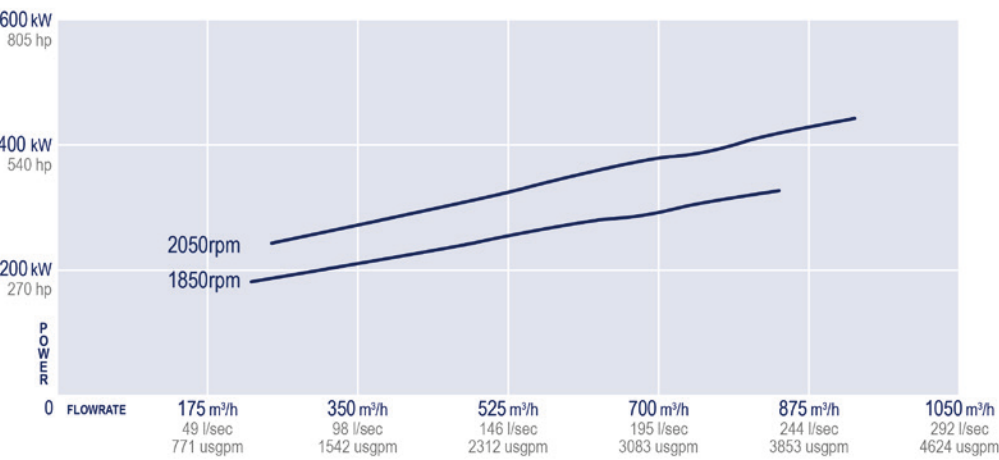
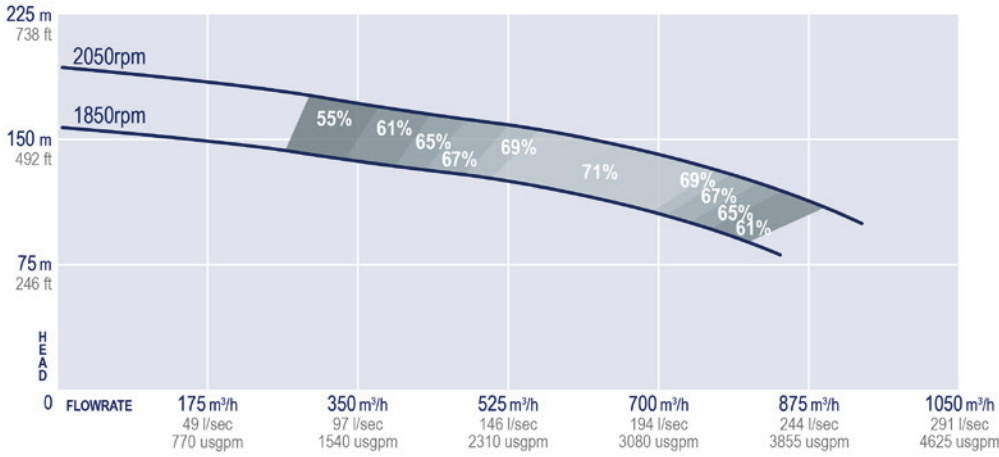
AROUND YOUR CLOCK, AROUND YOUR WORLD®

GI500/160-0221

GENERAL INDUSTRY

PERFORMANCE CHART (FOR GUIDANCE ONLY)

DXB, AT YOUR SERVICE



MARKETS



AROUND YOUR CLOCK, AROUND YOUR WORLD®

Anywhere, Anytime...  
DXB specialise in designing bespoke solutions to your fluid handling challenges.



WORLD CLASS ECO-FRIENDLY PRODUCTS

Like you, we care about the environment, which is why our efficient pumpsets use stage 5 emission compliant engines as standard.



WARRANTY & AFTERCARE

Our aftermarket team are here to support your business for the life of the pumpset. All products come with market leading warranty period for the absolute peace of mind.



REAL TIME ASSET CONTROL

Downtime isn't an option. All our pumpsets can be remotely monitored for ultimate asset control and performance.



YOUR TRUSTED PARTNER

Our customers support us, we support them. We're partners!