

SP1000/150



SOLIDS
HANDLING



| FLOW @ BEP | HEAD @ BEP | SPEED @ BEP | EFFICIENCY @ BEP |
|---------------------------------------|------------------|-------------|------------------|
| 1182 m ³ /hr 5204 usgpm | 146 mtrs 479' | 2150 rpm | 83% |

AT A GLANCE

| | | |
|-----------------|-------------------------|-------------|
| Suction Size | 250 mm | 10" |
| Discharge Size | 200 mm | 8" |
| Solids Handling | 62 mm (min) | 2.45" (min) |
| Max Flow | 1590 m ³ /hr | 7000 usgpm |
| Max Head | 190 mtrs | 623' |
| Max Speed | 2150 rpm | |

DIESEL ENGINE SPECIFICATION

CHOOSE DIESEL

| | | |
|--------------------|-------------|-------------|
| Fuel Tank Size | 450 ltrs | 119 usg |
| Fuel Burn/hr @ BEP | 170 ltrs/hr | 44.90 usgph |
| Rated Power @ BEP | 568 kW | 762 hp |
| Model | CAT C32 | |
| Emissions | EU Stage V | |
| Max Power | 895 kW | 1200 hp |

ELECTRIC MOTOR SPECIFICATION

CHOOSE ELECTRIC

PLEASE GET IN TOUCH
FOR MORE DETAILS

+44(0)1473 833939

SALES@DXBPUMPPOWER.COM

WWW.DXBPUMPPOWER.COM

FEATURES & BENEFITS

Indefinite Dry-Run capabilities

Auto Start/Stop

UK Manufactured

Cycloseal – advanced mechanical seal that extends seal life, reduces seal failures and maximises uptime

 **1.60 HOURS**

To empty an Olympic Swimming Pool
(2,500,000 litres) at Max Flow (1590 m³/hr)



DXB12

PLEASE GET IN TOUCH FOR
MORE DETAILS ON PUMP SIZE

PUMP SPECIFICATION

| | |
|-----------------|--|
| Model | CRP200NHG49 |
| Priming System | <p>Type: Cornell liquid tolerant diaphragm vacuum pump</p> <p>Air Removal Capability: 50 cfm</p> <p>Priming Chamber: Cornell optimised priming chamber design and valve linkage for maximum reliability and zero carryover</p> <p>Discharge Check Valve: Patented Cornell Non return valve with optional 90 degree discharge and heavy duty flapper</p> <p>Run Dry: Indefinite capability</p> |
| Impeller | <p>Type: Three Vane Enclosed Solids Handling Impeller design for large spherical solids pass through whilst providing optimal efficiency</p> <p>Size: 495 mm (19.49")</p> |
| Volute | Heavy duty GG30 Gray Iron with 125# flanges |
| Mechanical Seal | Tungsten Carbide v Silicon Carbide |
| Bearing & Shaft | Heavy-duty bearing housing with dual angular contact bearings on drive end and heavy duty shaft |



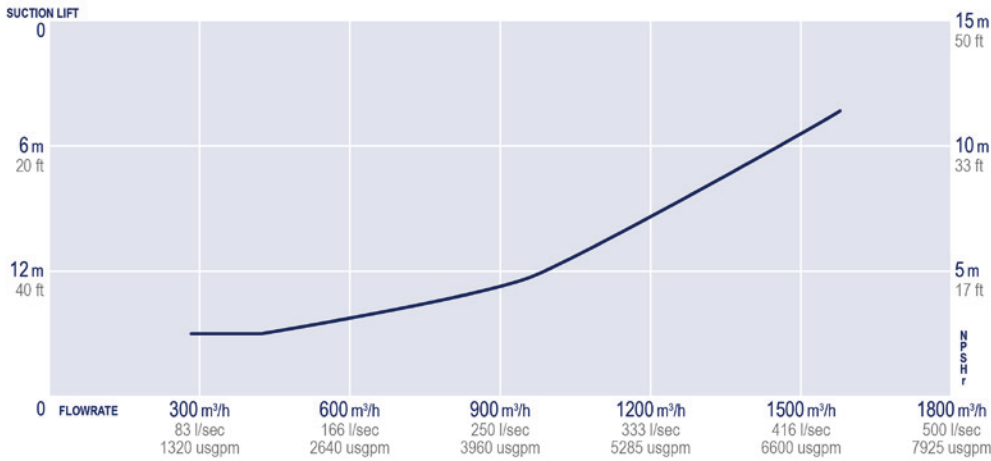
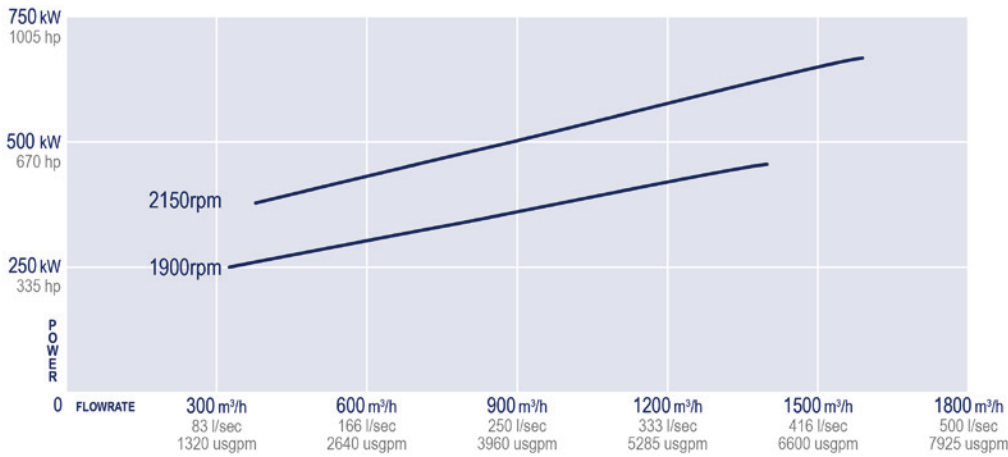
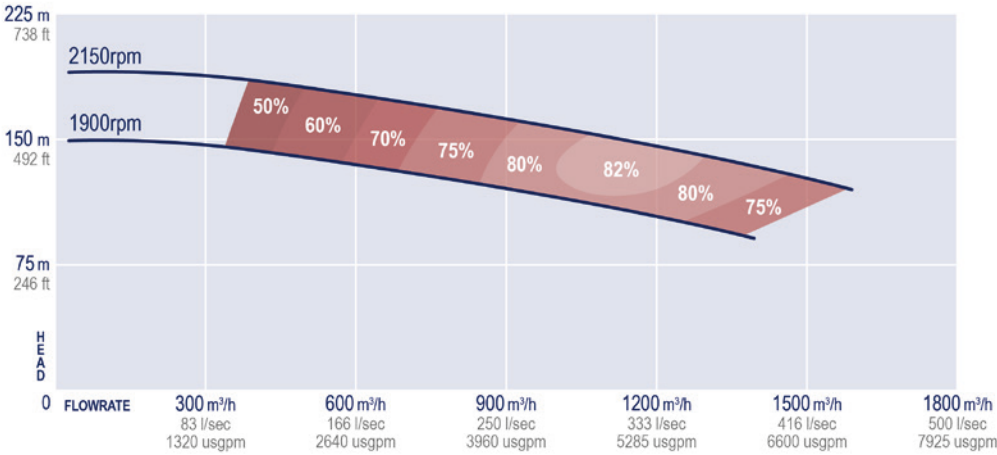
ALL DATA IS FOR GUIDANCE PURPOSES ONLY

+44(0)1473 833939 | SALES@DXBINTEGRATE.COM | WWW.DXBINTEGRATE.COM

AROUND YOUR CLOCK, AROUND YOUR WORLD®

SP1000/150-0221

PERFORMANCE CHART (FOR GUIDANCE ONLY)



MARKETS



DXB, AT YOUR SERVICE



AROUND YOUR CLOCK, AROUND YOUR WORLD®

Anywhere, Anytime...
DXB specialise in designing bespoke solutions to your fluid handling challenges.



WORLD CLASS ECO-FRIENDLY PRODUCTS

Like you, we care about the environment, which is why our efficient pumpsets use stage 5 emission compliant engines as standard.



WARRANTY & AFTERCARE

Our aftermarket team are here to support your business for the life of the pumpset. All products come with market leading warranty period for the absolute peace of mind.



REAL TIME ASSET CONTROL

Downtime isn't an option. All our pumpsets can be remotely monitored for ultimate asset control and performance.



YOUR TRUSTED PARTNER

Our customers support us, we support them. We're partners!