

# SP2000/90



FLOW @ BEP	HEAD @ BEP	SPEED @ BEP	EFFICIENCY @ BEP
2070 m <sup>3</sup> /hr 9110 usgpm	91 mtrs 299'	1200 rpm	85%

## AT A GLANCE

Suction Size	300 mm	12"
Discharge Size	300 mm	12"
Solids Handling	81 mm (min)	3.20" (min)
Max Flow	2810 m <sup>3</sup> /hr	12380 usgpm
Max Head	126 mtrs	413'
Max Speed	1200 rpm	

## DIESEL ENGINE SPECIFICATION

### CHOOSE DIESEL

Fuel Tank Size	450 ltrs	119 usg
Fuel Burn/hr @ BEP	181 ltrs/hr	47.80 usgph
Rated Power @ BEP	602 kW	807 hp
Model	CAT 3512	
Emissions	Non Certified	
Max Power	1119 kW	1500 hp

## ELECTRIC MOTOR SPECIFICATION

### CHOOSE ELECTRIC

PLEASE GET IN TOUCH FOR MORE DETAILS

+44(0)1473 833939

SALES@DXBPUMPPOWER.COM

WWW.DXBPUMPPOWER.COM

## FEATURES & BENEFITS

Indefinite Dry-Run capabilities

Auto Start/Stop

UK Manufactured

Cycloseal – advanced mechanical seal that extends seal life, reduces seal failures and maximises uptime

 **0.90 HOURS**

To empty an Olympic Swimming Pool (2,500,000 litres) at Max Flow (2810 m<sup>3</sup>/hr)



PLEASE GET IN TOUCH FOR MORE DETAILS ON PUMP SIZE

## PUMP SPECIFICATION

Model	CRP300NHG711
Priming System	<p><b>Type:</b> Cornell liquid tolerant diaphragm vacuum pump</p> <p><b>Air Removal Capability:</b> 50 cfm</p> <p><b>Priming Chamber:</b> Cornell optimised priming chamber design and valve linkage for maximum reliability and zero carryover</p> <p><b>Discharge Check Valve:</b> Patented Cornell Non return valve with optional 90 degree discharge and heavy duty flapper</p> <p><b>Run Dry:</b> Indefinite capability</p>
Impeller	<p><b>Type:</b> Three Vane, Ductile Iron Enclosed Solids Handling Impeller design for large spherical solids pass through whilst providing optimal efficiency</p> <p><b>Size:</b> 711 mm (27.99")</p>
Volute	Heavy duty Ductile Iron with 125# flanges
Mechanical Seal	Tungsten Carbide v Silicon Carbide
Bearing & Shaft	Heavy-duty bearing housing with dual angular contact bearings on drive end and heavy duty shaft



ALL DATA IS FOR GUIDANCE PURPOSES ONLY

+44(0)1473 833939 | SALES@DXBINTEGRATE.COM | WWW.DXBINTEGRATE.COM

AROUND YOUR CLOCK, AROUND YOUR WORLD®

SP2000/90-0221

PERFORMANCE CHART (FOR GUIDANCE ONLY)

DXB, AT YOUR SERVICE



AROUND YOUR CLOCK, AROUND YOUR WORLD®

Anywhere, Anytime...  
DXB specialise in designing bespoke solutions to your fluid handling challenges.



WORLD CLASS ECO-FRIENDLY PRODUCTS

Like you, we care about the environment, which is why our efficient pumpsets use stage 5 emission compliant engines as standard.



WARRANTY & AFTERCARE

Our aftermarket team are here to support your business for the life of the pumpset. All products come with market leading warranty period for the absolute peace of mind.



REAL TIME ASSET CONTROL

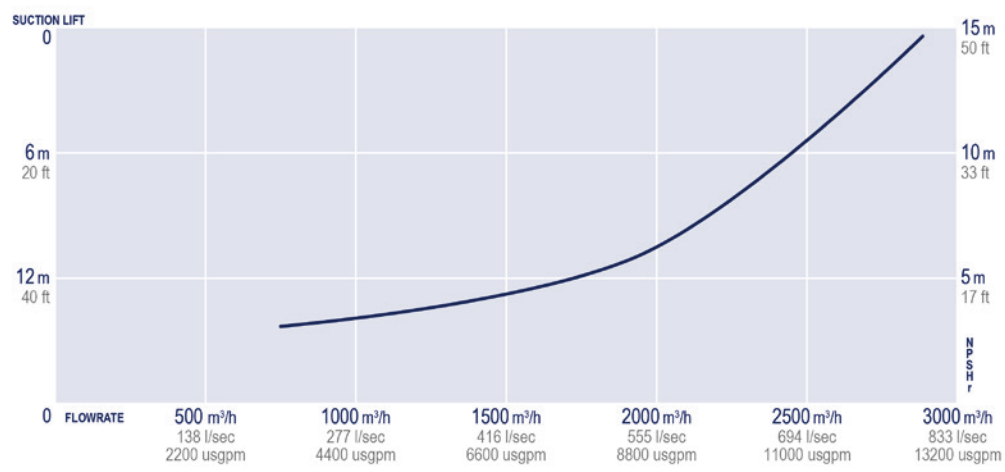
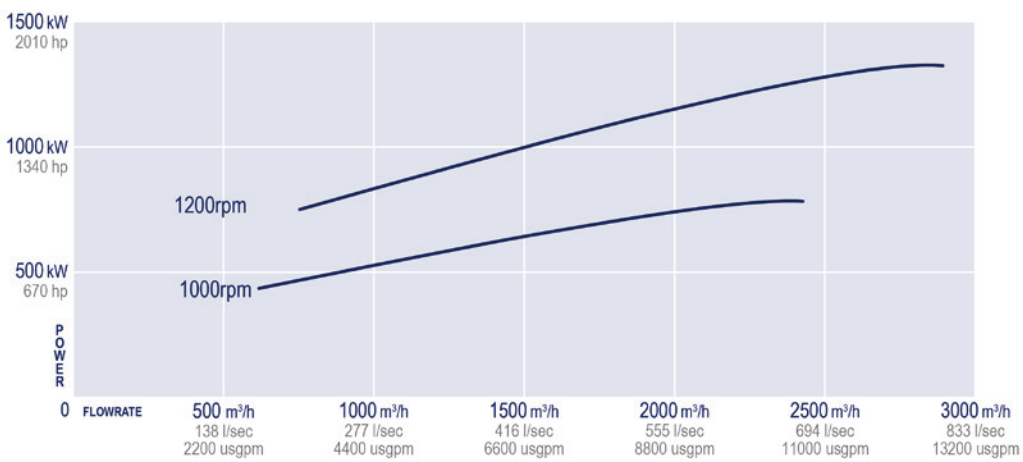
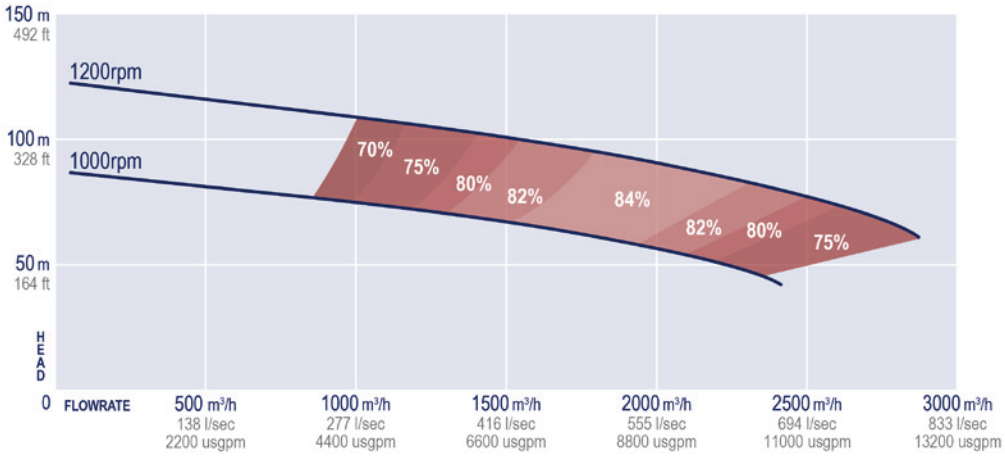
Downtime isn't an option. All our pumpsets can be remotely monitored for ultimate asset control and performance.



YOUR TRUSTED PARTNER

Our customers support us, we support them. We're partners!

SPECIALIST



MARKETS

