

# SP4000/25



FLOW @ BEP	HEAD @ BEP	SPEED @ BEP	EFFICIENCY @ BEP
3860 m <sup>3</sup> /hr 17000 usgpm	28 mtrs 92'	750 rpm	86%

## AT A GLANCE

Suction Size	600 mm	24"
Discharge Size	500 mm	20"
Solids Handling	127 mm (min)	5" (min)
Max Flow	4810 m <sup>3</sup> /hr	21180 usgpm
Max Head	41 mtrs	135'
Max Speed	750 rpm	

## DIESEL ENGINE SPECIFICATION

### CHOOSE DIESEL

Fuel Tank Size	450 ltrs	119 usg
Fuel Burn/hr @ BEP	103 ltrs/hr	27.20 usgph
Rated Power @ BEP	341 kW	457 hp
Model	CAT C18TTA	
Emissions	EU Stage V	
Max Power	500 kW	671 hp

## ELECTRIC MOTOR SPECIFICATION

### CHOOSE ELECTRIC

Model	WEG / ABB 415V 3 phase 50Hz	
Standard	IEC3	
Rated Power	500 kW	671 hp
Enclosure	TEFC	
Nominal Speed	1500 rpm	
Frame	355 A/B	

## FEATURES & BENEFITS

Indefinite Dry-Run capabilities

Auto Start/Stop

UK Manufactured

Cycloseal – advanced mechanical seal that extends seal life, reduces seal failures and maximises uptime


 **0.50 HOURS**

To empty an Olympic Swimming Pool  
(2,500,000 litres) at Max Flow (4810 m<sup>3</sup>/hr)



PLEASE GET IN TOUCH FOR  
MORE DETAILS ON PUMP SIZE

## PUMP SPECIFICATION

Model	CRP500NHF711	
Priming System	<b>Type:</b> Cornell liquid tolerant diaphragm vacuum pump 	
	<b>Air Removal Capability:</b> 50 cfm	
	<b>Priming Chamber:</b> Cornell optimised priming chamber design and valve linkage for maximum reliability and zero carryover	
Impeller	<b>Discharge Check Valve:</b> Patented Cornell Non return valve with optional 90 degree discharge and heavy duty flapper	
	<b>Run Dry:</b> Indefinite capability	
Volute	<b>Type:</b> Four Vane, Ductile Iron Enclosed Solids Handling Impeller design for large spherical solids pass through whilst providing optimal efficiency	
	<b>Size:</b> 711 mm (27.99")	
Mechanical Seal	Heavy duty Ductile Iron with 125# flanges	
Bearing & Shaft	Tungsten Carbide v Silicon Carbide	
	Heavy-duty bearing housing with dual angular contact bearings on drive end and heavy duty shaft	



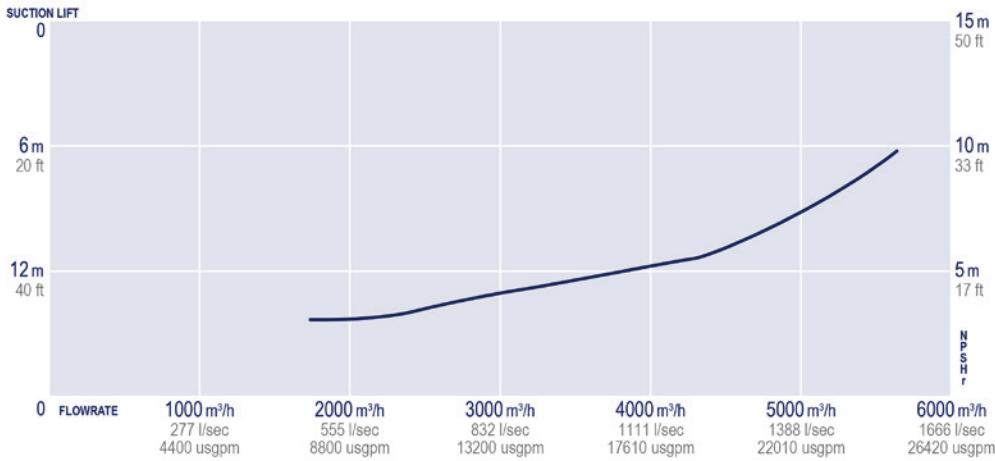
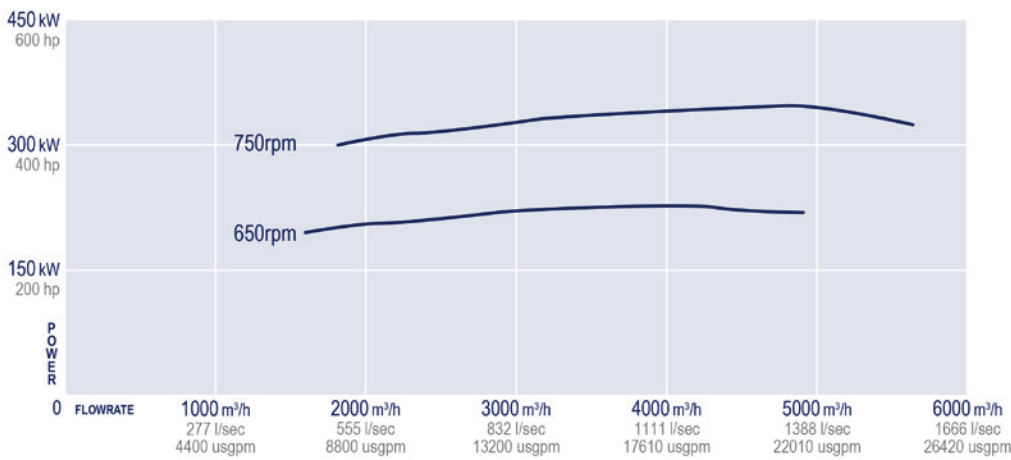
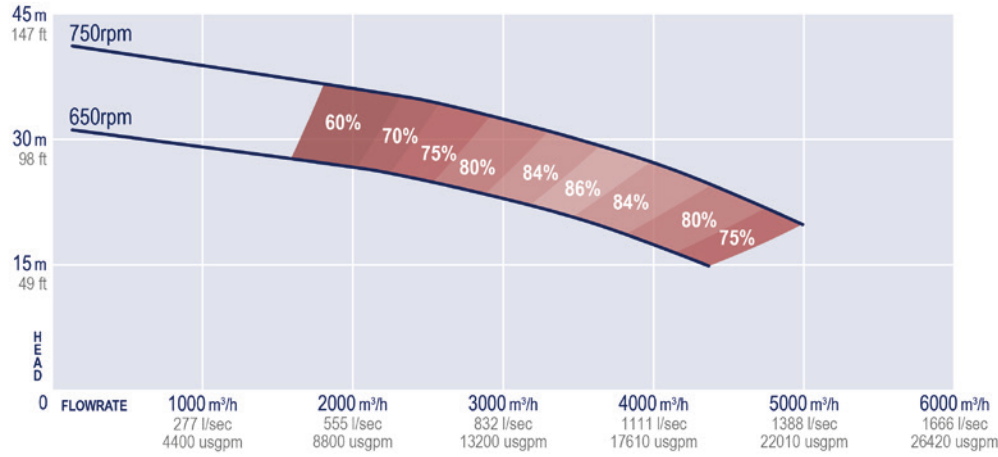
ALL DATA IS FOR GUIDANCE PURPOSES ONLY

+44(0)1473 833939 | SALES@DXBINTEGRATE.COM | WWW.DXBINTEGRATE.COM

AROUND YOUR CLOCK, AROUND YOUR WORLD®

SPECIALIST

PERFORMANCE CHART (FOR GUIDANCE ONLY)



MARKETS



DXB, AT YOUR SERVICE



AROUND YOUR CLOCK, AROUND YOUR WORLD®

Anywhere, Anytime...  
DXB specialise in designing bespoke solutions to your fluid handling challenges.



WORLD CLASS ECO-FRIENDLY PRODUCTS

Like you, we care about the environment, which is why our efficient pumpsets use stage 5 emission compliant engines as standard.



WARRANTY & AFTERCARE

Our aftermarket team are here to support your business for the life of the pumpset. All products come with market leading warranty period for the absolute peace of mind.



REAL TIME ASSET CONTROL

Downtime isn't an option. All our pumpsets can be remotely monitored for ultimate asset control and performance.



YOUR TRUSTED PARTNER

Our customers support us, we support them. We're partners!