

# SP6500/20



FLOW @ BEP	HEAD @ BEP	SPEED @ BEP	EFFICIENCY @ BEP
6700 m <sup>3</sup> /hr 29480 usgpm	18 mtrs 59'	585 rpm	86%

## AT A GLANCE

Suction Size	750 mm	30"
Discharge Size	750 mm	30"
Solids Handling	259 mm (min)	10.20" (min)
Max Flow	9000 m <sup>3</sup> /hr	39620 usgpm
Max Head	32 mtrs	105'
Max Speed	585 rpm	

## DIESEL ENGINE SPECIFICATION

### CHOOSE DIESEL

Fuel Tank Size	450 ltrs	119 usg
Fuel Burn/hr @ BEP	114 ltrs/hr	30.10 usgph
Rated Power @ BEP	381 kW	511 hp
Model	CAT C18TTA	
Emissions	EU Stage V	
Max Power	500 kW	671 hp

## ELECTRIC MOTOR SPECIFICATION

### CHOOSE ELECTRIC

Model	WEG / ABB 415V 3 phase 50Hz	
Standard	IEC3	
Rated Power	500 kW	671 hp
Enclosure	TEFC	
Nominal Speed	1500 rpm	
Frame	355 A/B	

## FEATURES & BENEFITS

Indefinite Dry-Run capabilities

Auto Start/Stop

UK Manufactured

Cycloseal – advanced mechanical seal that extends seal life, reduces seal failures and maximises uptime

 **0.30 HOURS**


To empty an Olympic Swimming Pool  
(2,500,000 litres) at Max Flow (9000 m<sup>3</sup>/hr)



**DXB9**

PLEASE GET IN TOUCH FOR  
MORE DETAILS ON PUMP SIZE

## PUMP SPECIFICATION

Model	CRP750NNT868	
Priming System	Type: Cornell liquid tolerant diaphragm vacuum pump	
	Air Removal Capability: 50 cfm	
	Priming Chamber: Cornell optimised priming chamber design and valve linkage for maximum reliability and zero carryover	
Impeller	Discharge Check Valve: Patented Cornell Non return valve with optional 90 degree discharge and heavy duty flapper	
	Run Dry: Indefinite capability	
Volute	Type: Three Vane, Ductile Iron Enclosed Solids Handling Impeller design for large spherical solids pass through whilst providing optimal efficiency	
	Size: 868 mm (34.17")	
Mechanical Seal	Heavy duty Ductile Iron with 125# flanges	
Bearing & Shaft	Tungsten Carbide v Silicon Carbide	
	Heavy-duty bearing housing with dual angular contact bearings on drive end and heavy duty shaft	



ALL DATA IS FOR GUIDANCE PURPOSES ONLY

+44(0)1473 833939 | SALES@DXBINTEGRATE.COM | WWW.DXBINTEGRATE.COM

**AROUND YOUR CLOCK, AROUND YOUR WORLD®**

SP6500/20-0221

SPECIALIST

PERFORMANCE CHART (FOR GUIDANCE ONLY)

DXB, AT YOUR SERVICE



AROUND YOUR CLOCK, AROUND YOUR WORLD®

Anywhere, Anytime...  
DXB specialise in designing bespoke solutions to your fluid handling challenges.



WORLD CLASS ECO-FRIENDLY PRODUCTS

Like you, we care about the environment, which is why our efficient pumpsets use stage 5 emission compliant engines as standard.



WARRANTY & AFTERCARE

Our aftermarket team are here to support your business for the life of the pumpset. All products come with market leading warranty period for the absolute peace of mind.



REAL TIME ASSET CONTROL

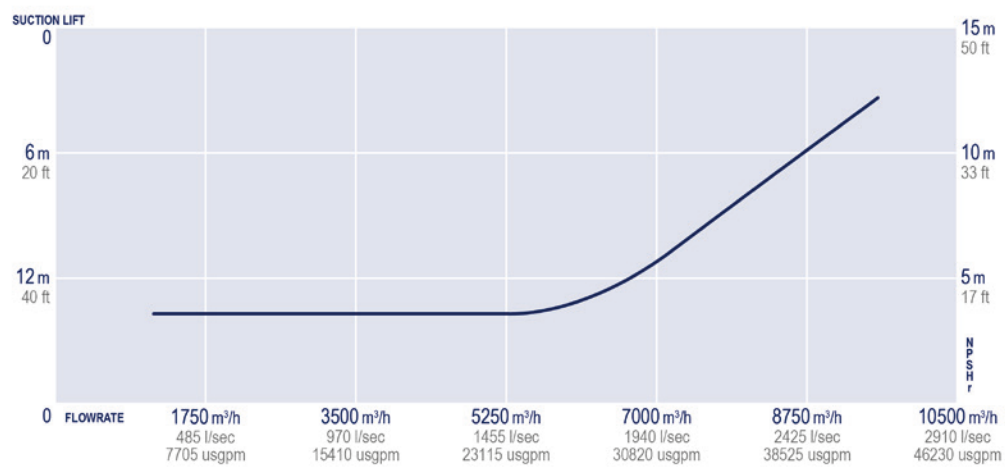
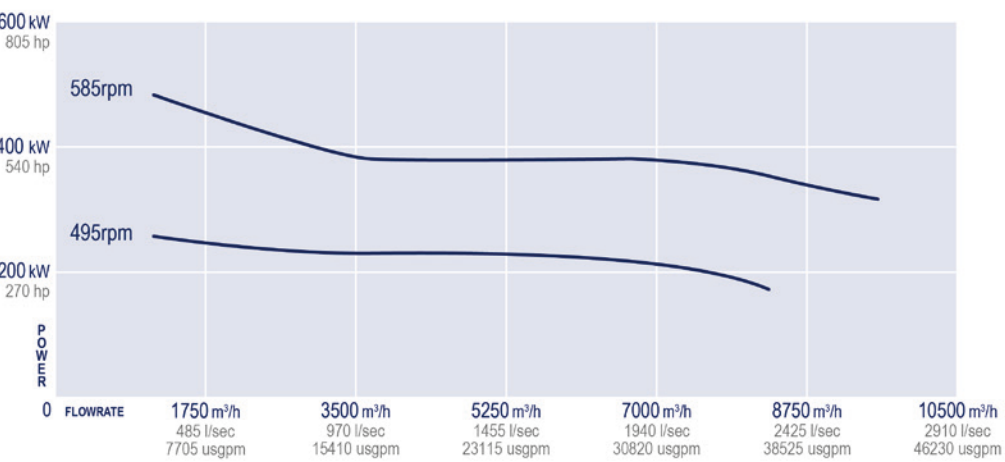
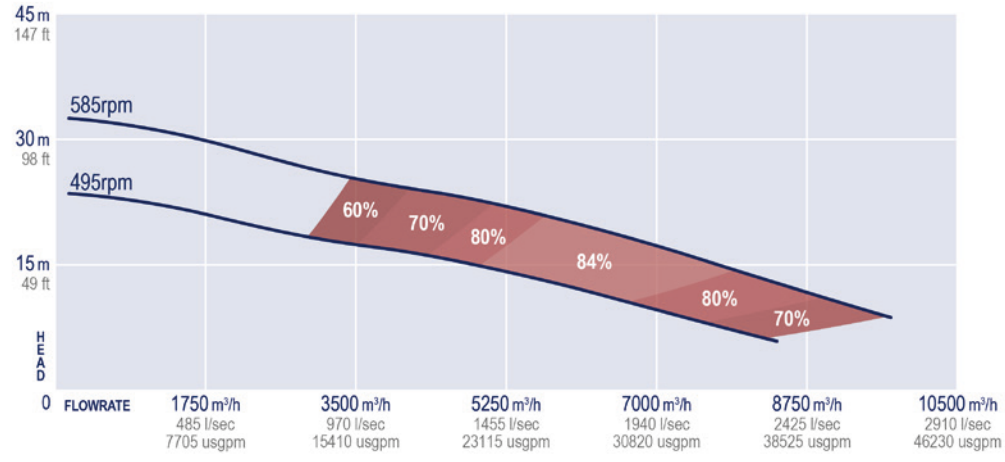
Downtime isn't an option. All our pumpsets can be remotely monitored for ultimate asset control and performance.



YOUR TRUSTED PARTNER

Our customers support us, we support them. We're partners!

SPECIALIST



MARKETS

