

SS300/100



SLURRY



SAND & SLURRY

FLOW @ BEP	HEAD @ BEP	SPEED @ BEP	EFFICIENCY @ BEP
300 m ³ /hr 1320 usgpm	100 mtrs 328'	1800 rpm	69%

AT A GLANCE

Suction Size	125 mm	5"
Discharge Size	100 mm	4"
Solids Handling	76 mm (min)	3" (min)
Max Flow	360 m ³ /hr	1585 usgpm
Max Head	120 mtrs	394'
Max Speed	1800 rpm	

DIESEL ENGINE SPECIFICATION CHOOSE DIESEL

Fuel Tank Size	450 ltrs	119 usg
Fuel Burn/hr @ BEP	36 ltrs/hr	9.50 usgph
Rated Power @ BEP	122 kW	164 hp
Model	Deutz TCD6.1L4	
Emissions	EU Stage V	
Max Power	180 kW	241 hp

ELECTRIC MOTOR SPECIFICATION CHOOSE ELECTRIC

Model	WEG / ABB 415V 3 phase 50Hz	
Standard	IEC3	
Rated Power	185 kW	248 hp
Enclosure	TEFC	
Nominal Speed	1500 rpm	
Frame	315	

FEATURES & BENEFITS

Indefinite Dry-Run capabilities
Auto Start/Stop
UK Manufactured
Cycloseal – advanced mechanical seal that extends seal life, reduces seal failures and maximises uptime

6.95 HOURS

To empty an Olympic Swimming Pool (2,500,000 litres) at Max Flow (360 m³/hr)



DXB4

NET WEIGHT	L x W x H
3750 kgs 8270 lbs	3.70 x 1.40 x 2.00 mtr 146 x 55 x 80"

PUMP SPECIFICATION

Model	CRP100MP445
Priming System	<p>Type: Cornell liquid tolerant diaphragm vacuum pump</p> <p>Air Removal Capability: 50 cfm</p> <p>Priming Chamber: Cornell optimised priming chamber design and valve linkage for maximum reliability and zero carryover</p> <p>Discharge Check Valve: Patented Cornell Non return valve with optional 90 degree discharge and heavy duty flapper</p> <p>Run Dry: Indefinite capability</p>
Impeller	<p>Type: Two Vane, Enclosed Chrome Iron Slurry Impeller design, providing long life & optimal efficiency</p> <p>Size: 445 mm (17.52")</p>
Volute	Heavy duty High Chrome Iron with 125# flanges
Mechanical Seal	Tungsten Carbide v Silicon Carbide
Bearing & Shaft	Heavy-duty bearing housing with dual angular contact bearings on drive end and heavy duty shaft



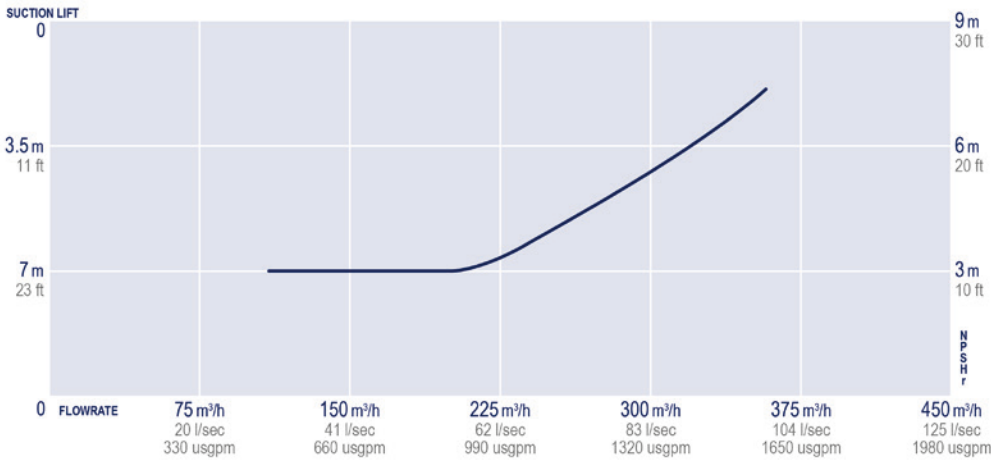
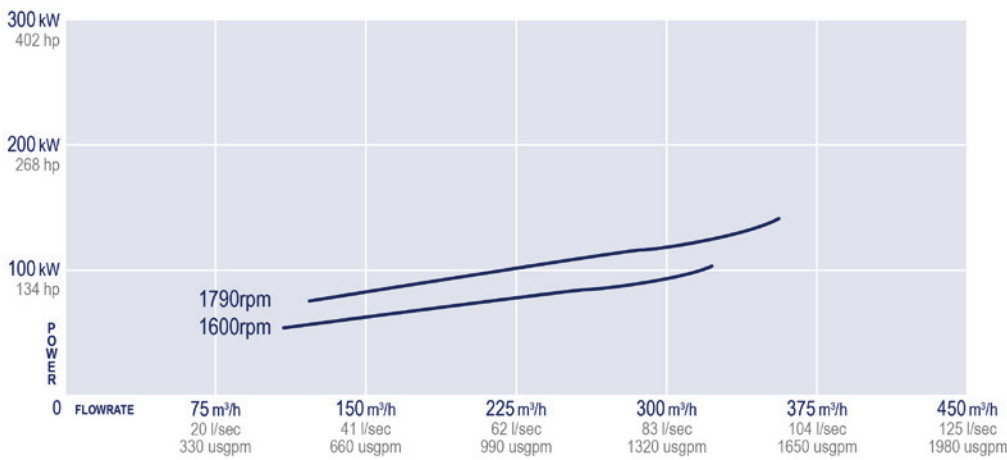
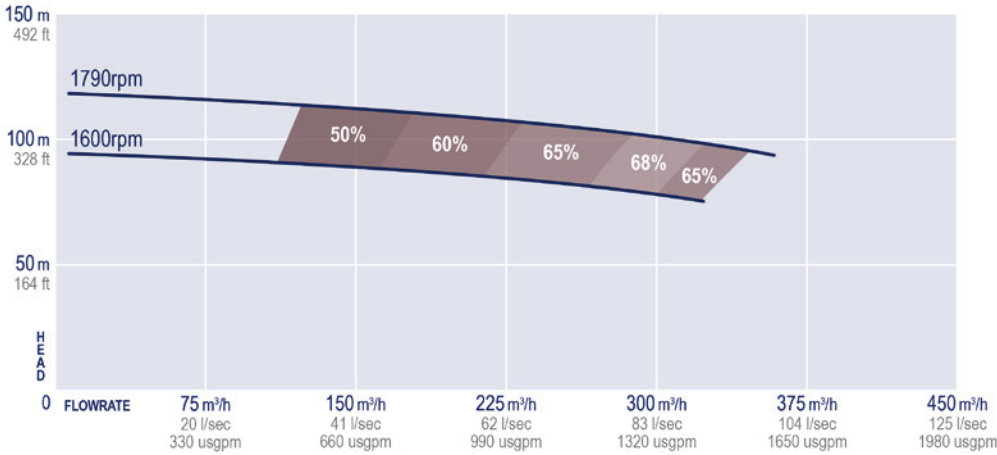
ALL DATA IS FOR GUIDANCE PURPOSES ONLY

+44(0)1473 833939 | SALES@DXBINTEGRATE.COM | WWW.DXBINTEGRATE.COM

AROUND YOUR CLOCK, AROUND YOUR WORLD®

SS300/100-0221

PERFORMANCE CHART (FOR GUIDANCE ONLY)



MARKETS



DXB, AT YOUR SERVICE



AROUND YOUR CLOCK, AROUND YOUR WORLD®

Anywhere, Anytime...
DXB specialise in designing bespoke solutions to your fluid handling challenges.



WORLD CLASS ECO-FRIENDLY PRODUCTS

Like you, we care about the environment, which is why our efficient pumpsets use stage 5 emission compliant engines as standard.



WARRANTY & AFTERCARE

Our aftermarket team are here to support your business for the life of the pumpset. All products come with market leading warranty period for the absolute peace of mind.



REAL TIME ASSET CONTROL

Downtime isn't an option. All our pumpsets can be remotely monitored for ultimate asset control and performance.



YOUR TRUSTED PARTNER

Our customers support us, we support them. We're partners!