

SS600/140



SLURRY



SAND & SLURRY

FLOW @ BEP	HEAD @ BEP	SPEED @ BEP	EFFICIENCY @ BEP
600 m ³ /hr 2460 usgpm	140 mtrs 459'	2000 rpm	77%



DXB7

AT A GLANCE		
Suction Size	200 mm	8"
Discharge Size	150 mm	6"
Solids Handling	51 mm (min)	2" (min)
Max Flow	930 m ³ /hr	4100 usgpm
Max Head	180 mtrs	591'
Max Speed	2000 rpm	

DIESEL ENGINE SPECIFICATION		CHOOSE DIESEL
Fuel Tank Size	450 ltrs	119 usg
Fuel Burn/hr @ BEP	89 ltrs/hr	23.50 usgph
Rated Power @ BEP	341 kW	457 hp
Model	Scania DC16	
Emissions	EU Stage V	
Max Power	400 kW	536 hp

NET WEIGHT	L x W x H
7000 kgs 15430 lbs	5.00 x 2.15 x 2.25 mtr 197 x 85 x 89"

ELECTRIC MOTOR SPECIFICATION		CHOOSE ELECTRIC
Model	WEG / ABB 415V 3 phase 50Hz	
Standard	IEC3	
Rated Power	450 kW	603 hp
Enclosure	TEFC	
Nominal Speed	1500 rpm	
Frame	355 A/B	

PUMP SPECIFICATION	
Model	CRP150MPC495
Priming System	<p>Type: Cornell liquid tolerant diaphragm vacuum pump</p> <p>Air Removal Capability: 50 cfm</p> <p>Priming Chamber: Cornell optimised priming chamber design and valve linkage for maximum reliability and zero carryover</p> <p>Discharge Check Valve: Patented Cornell Non return valve with optional 90 degree discharge and heavy duty flapper</p> <p>Run Dry: Indefinite capability</p>
Impeller	<p>Type: Two Vane, Enclosed Chrome Iron Slurry Impeller design, providing long life & optimal efficiency</p> <p>Size: 495 mm (19.49")</p>
Volute	Heavy duty High Chrome Iron with 125# flanges
Mechanical Seal	Tungsten Carbide v Silicon Carbide
Bearing & Shaft	Heavy-duty bearing housing with dual angular contact bearings on drive end and heavy duty shaft



FEATURES & BENEFITS
Indefinite Dry-Run capabilities
Auto Start/Stop
UK Manufactured
Cycloseal – advanced mechanical seal that extends seal life, reduces seal failures and maximises uptime

2.70 HOURS

To empty an Olympic Swimming Pool (2,500,000 litres) at Max Flow (930 m³/hr)

ALL DATA IS FOR GUIDANCE PURPOSES ONLY



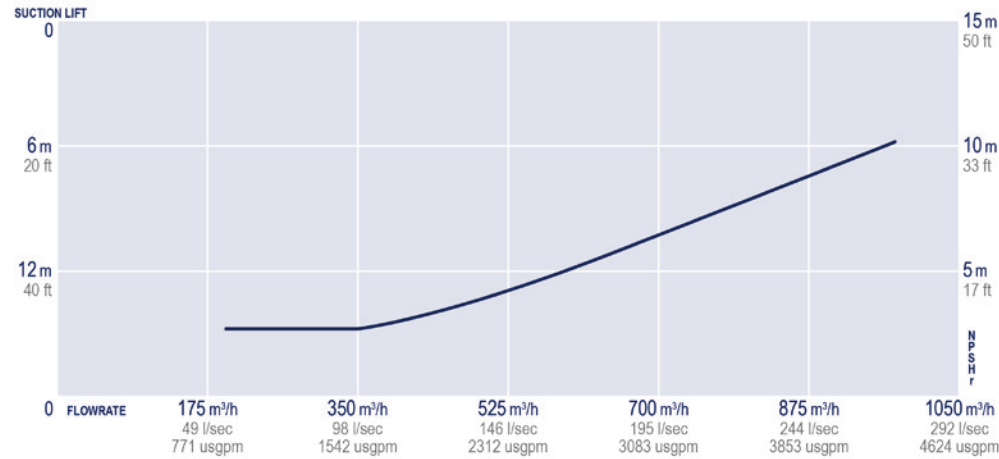
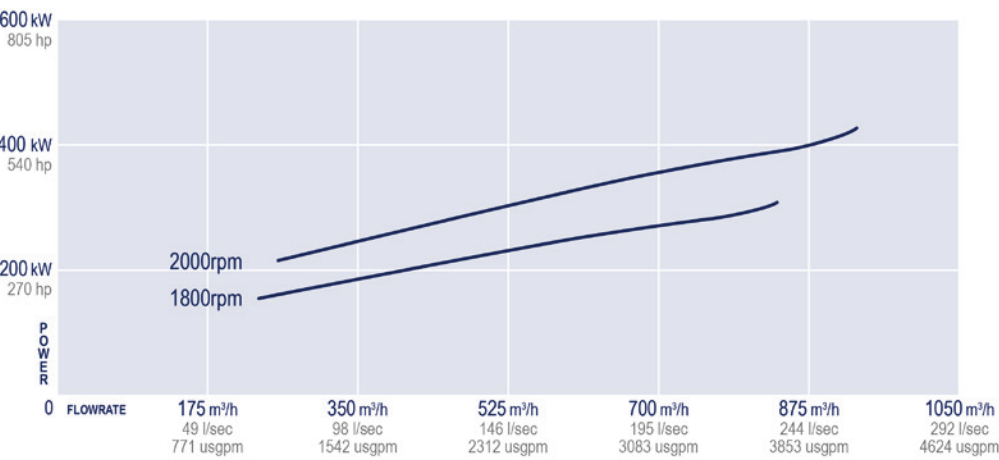
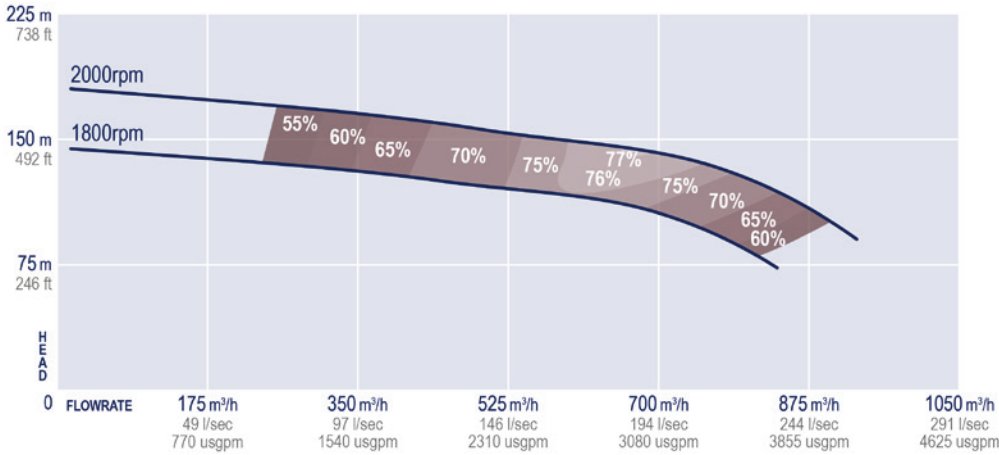
+44(0)1473 833939 | SALES@DXBINTEGRATE.COM | WWW.DXBINTEGRATE.COM

AROUND YOUR CLOCK, AROUND YOUR WORLD®

SS600/140

PERFORMANCE CHART (FOR GUIDANCE ONLY)

DXB, AT YOUR SERVICE



MARKETS



AROUND YOUR CLOCK, AROUND YOUR WORLD®

Anywhere, Anytime...
DXB specialise in designing bespoke solutions to your fluid handling challenges.



WORLD CLASS ECO-FRIENDLY PRODUCTS

Like you, we care about the environment, which is why our efficient pumpsets use stage 5 emission compliant engines as standard.



WARRANTY & AFTERCARE

Our aftermarket team are here to support your business for the life of the pumpset. All products come with market leading warranty period for the absolute peace of mind.



REAL TIME ASSET CONTROL

Downtime isn't an option. All our pumpsets can be remotely monitored for ultimate asset control and performance.



YOUR TRUSTED PARTNER

Our customers support us, we support them. We're partners!

SAND & SLURRY