

WW1250/35



WARRIOR
CUTTER



FLOW @ BEP	HEAD @ BEP	SPEED @ BEP	EFFICIENCY @ BEP
1180 m³/hr 5190 usgpm	37 mtrs 121'	1200 rpm	77%

AT A GLANCE

Suction Size	300 mm	12"
Discharge Size	300 mm	12"
Solids Handling	121 mm (min)	4.75" (min)
Max Flow	1480 m³/hr	6500 usgpm
Max Head	56 mtrs	184'
Max Speed	1200 rpm	

DIESEL ENGINE SPECIFICATION

CHOOSE DIESEL

Fuel Tank Size	450 ltrs	119 usg
Fuel Burn/hr @ BEP	46 ltrs/hr	12.15 usgph
Rated Power @ BEP	155 kW	208 hp
Model	DEUTZ TCD6.1L4	
Emissions	EU Stage V	
Max Power	180 kW	241 hp

ELECTRIC MOTOR SPECIFICATION

CHOOSE ELECTRIC

Model	WEG / ABB 415V 3 phase 50Hz	
Standard	IEC3	
Rated Power	185 kW	248 hp
Enclosure	TEFC	
Nominal Speed	1500 rpm	
Frame	315	

FEATURES & BENEFITS

Indefinite Dry-Run capabilities

Auto Start/Stop

UK Manufactured

Cycloseal – advanced mechanical seal that extends seal life, reduces seal failures and maximises uptime



1.70 HOURS

To empty an Olympic Swimming Pool
(2,500,000 litres) at Max Flow (1480 m³/hr)





NET WEIGHT

9200 kgs
20280 lbs

L x W x H

4.00 x 1.50 x 2.50 mtr
157 x 59 x 98"

PUMP SPECIFICATION

Model	CRP300NNW495	
Priming System	Type: Cornell liquid tolerant diaphragm vacuum pump  Air Removal Capability: 50 cfm Priming Chamber: Cornell optimised priming chamber design and valve linkage for maximum reliability and zero carryover Discharge Check Valve: Patented Cornell Non return valve with optional 90 degree discharge and heavy duty flapper Run Dry: Indefinite capability	
	Type: Two Vane, WasteWarrior unique cutting impeller design for ragging conditions  Size: 495 mm (19")	
	Volute Heavy duty GG30 Gray Iron with 125# flanges	
	Mechanical Seal Tungsten Carbide v Silicon Carbide	
Bearing & Shaft	Heavy-duty bearing housing with dual angular contact bearings on drive end and heavy duty shaft	



Exceeds
NRMM
Standards

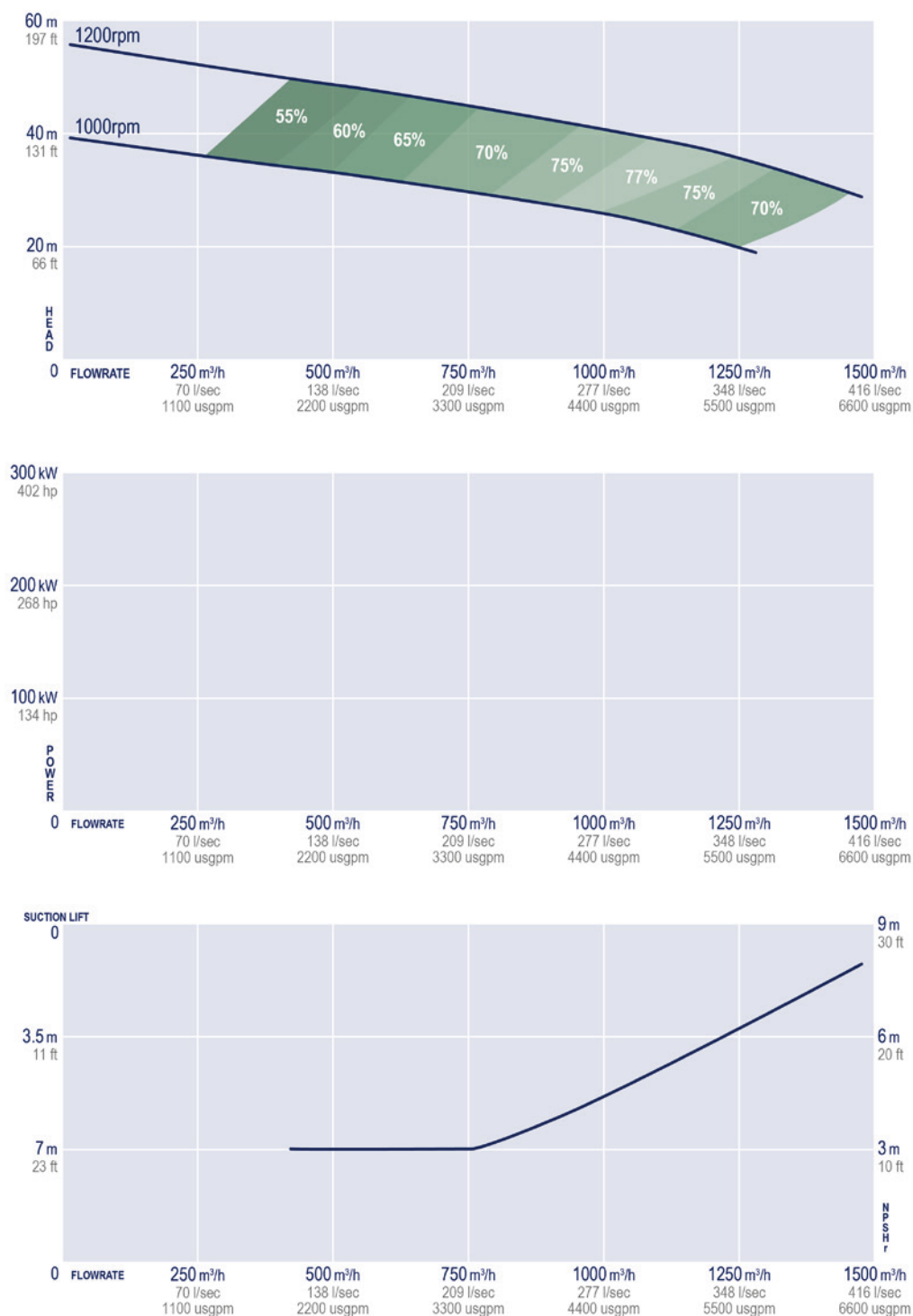


ALL DATA IS FOR GUIDANCE PURPOSES ONLY

+44(0)1473 833939 | SALES@DXBINTEGRATE.COM | WWW.DXBINTEGRATE.COM

AROUND YOUR CLOCK, AROUND YOUR WORLD®

PERFORMANCE CHART (FOR GUIDANCE ONLY)



DXB, AT YOUR SERVICE

AROUND YOUR CLOCK,
AROUND YOUR WORLD®

Anywhere, Anytime...
DXB specialise in designing
bespoke solutions to your
fluid handling challenges.

WORLD CLASS
ECO-FRIENDLY PRODUCTS

Like you, we care about the
environment, which is why
our efficient pumpsets use
stage 5 emission compliant
engines as standard.



WARRANTY & AFTERCARE

Our aftermarket team are here
to support your business for
the life of the pumpset. All
products come with market
leading warranty period for the
absolute peace of mind.



REAL TIME ASSET CONTROL

Downtime isn't an option.
All our pumpsets can be
remotely monitored for ultimate
asset control and performance.



YOUR TRUSTED PARTNER

Our customers support us, we
support them. We're partners!

MARKETS

