

# WW140/20



WARRIOR  
CUTTER



FLOW @ BEP	HEAD @ BEP	SPEED @ BEP	EFFICIENCY @ BEP
145 m³/hr 645 usgpm	23 mtrs 78'	1750 rpm	70%

## AT A GLANCE

Suction Size	100 mm	4"
Discharge Size	100 mm	4"
Solids Handling	76 mm (min)	3" (min)
Max Flow	185 m³/hr	820 usgpm
Max Head	33 mtrs	108'
Max Speed	1800 rpm	

## DIESEL ENGINE SPECIFICATION

## CHOOSE DIESEL

Fuel Tank Size	450 ltrs	119 usg
Fuel Burn/hr @ BEP	4 ltrs/hr	1.05 usgph
Rated Power @ BEP	13 kW	18 hp
Model	Deutz D2.2	
Emissions	Stage V	
Max Power	18 kW	24 hp

## ELECTRIC MOTOR SPECIFICATION

## CHOOSE ELECTRIC

Model	WEG / ABB 415V 3 phase 50Hz	
Standard	IEC3	
Rated Power	18 kW	25 hp
Enclosure	TEFC	
Nominal Speed	1500 rpm	
Frame	180 M	

## FEATURES & BENEFITS

Indefinite Dry-Run capabilities

Auto Start/Stop

UK Manufactured

Cycloseal – advanced mechanical seal that extends seal life, reduces seal failures and maximises uptime



## 13.50 HOURS

To empty an Olympic Swimming Pool  
(2,500,000 litres) at Max Flow (185 m³/hr)



DXB1



## NET WEIGHT

1380 kgs  
3050 lbs

## L x W x H

2.10 x 0.95 x 1.75 mtr  
82 x 37 x 68"

## PUMP SPECIFICATION

Model	CRP100NNW248	
Priming System	<b>Type:</b> Cornell liquid tolerant diaphragm vacuum pump 	
	<b>Air Removal Capability:</b> 50 cfm	
	<b>Priming Chamber:</b> Cornell optimised priming chamber design and valve linkage for maximum reliability and zero carryover	
	<b>Discharge Check Valve:</b> Patented Cornell Non return valve with optional 90 degree discharge and heavy duty flapper <b>Run Dry:</b> Indefinite capability	
Impeller	<b>Type:</b> Two Vane, WasteWarrior unique cutting impeller design for ragging conditions  <b>Size:</b> 248 mm (9.75")	
Volute	Heavy duty GG30 Gray Iron with 125# flanges	
Mechanical Seal	Tungsten Carbide v Silicon Carbide	
Bearing & Shaft	Heavy-duty bearing housing with dual angular contact bearings on drive end and heavy duty shaft	



Exceeds  
**NRMM**  
Standards

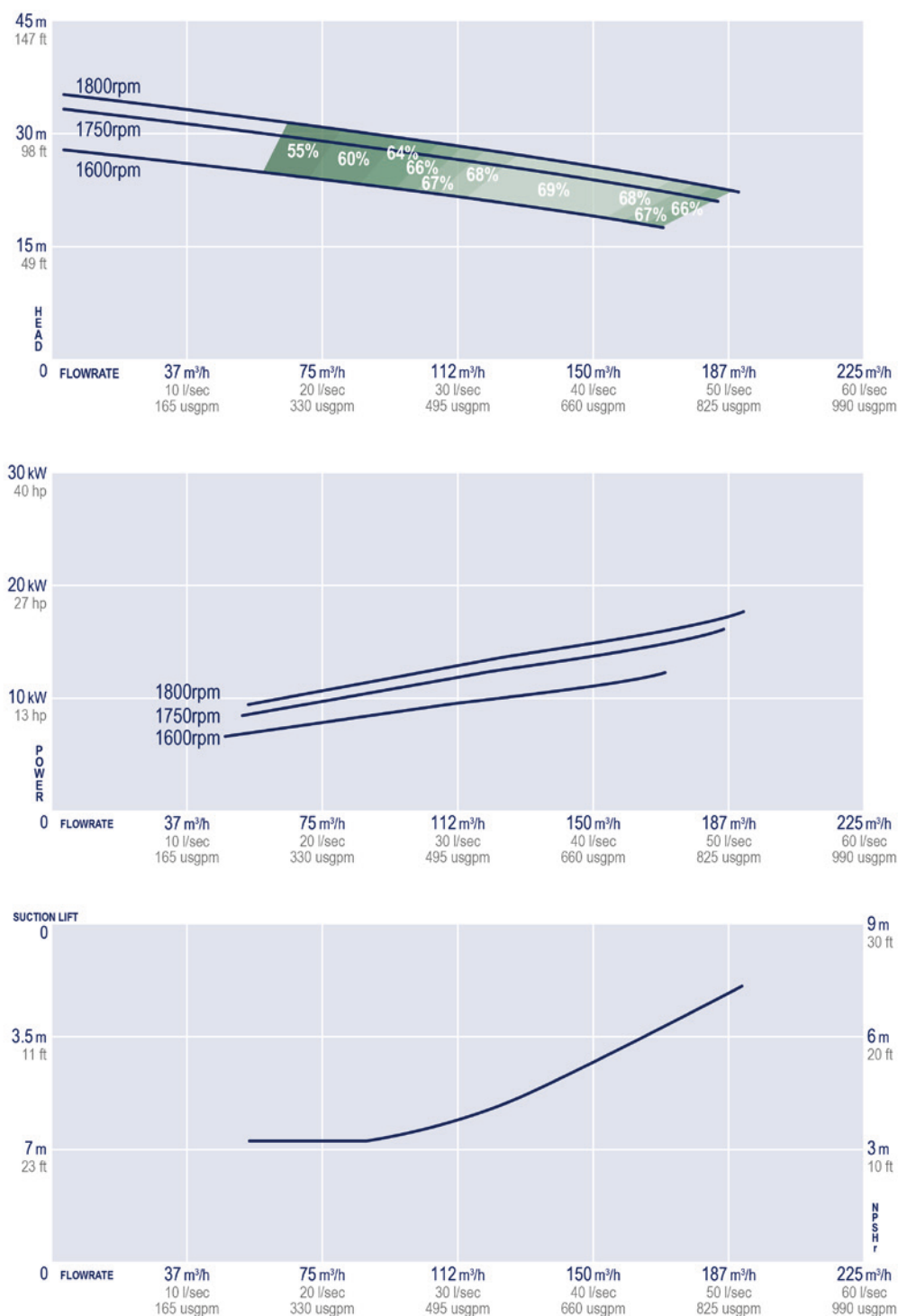


ALL DATA IS FOR GUIDANCE PURPOSES ONLY

+44(0)1473 833939 | SALES@DXBINTEGRATE.COM | WWW.DXBINTEGRATE.COM

AROUND YOUR CLOCK, AROUND YOUR WORLD®

## PERFORMANCE CHART (FOR GUIDANCE ONLY)



## DXB, AT YOUR SERVICE

AROUND YOUR CLOCK,  
AROUND YOUR WORLD®

Anywhere, Anytime...  
DXB specialise in designing  
bespoke solutions to your  
fluid handling challenges.

WORLD CLASS  
ECO-FRIENDLY PRODUCTS

Like you, we care about the  
environment, which is why  
our efficient pumpsets use  
stage 5 emission compliant  
engines as standard.



## WARRANTY &amp; AFTERCARE

Our aftermarket team are here  
to support your business for  
the life of the pumpset. All  
products come with market  
leading warranty period for the  
absolute peace of mind.



## REAL TIME ASSET CONTROL

Downtime isn't an option.  
All our pumpsets can be  
remotely monitored for ultimate  
asset control and performance.



## YOUR TRUSTED PARTNER

Our customers support us, we  
support them. We're partners!

## MARKETS



+44(0)1473 833939 | SALES@DXBINTEGRATE.COM | WWW.DXBINTEGRATE.COM

AROUND YOUR CLOCK, AROUND YOUR WORLD®