

WW250/15



WARRIOR
CUTTER



FLOW @ BEP	HEAD @ BEP	SPEED @ BEP	EFFICIENCY @ BEP
249 m ³ /hr 1096 usgpm	16 mtrs 52'	1600 rpm	72%

AT A GLANCE

Suction Size	150 mm	6"
Discharge Size	150 mm	6"
Solids Handling	76 mm (min)	3" (min)
Max Flow	337 m ³ /hr	1484 usgpm
Max Head	25 mtrs	82'
Max Speed	1600 rpm	

DIESEL ENGINE SPECIFICATION

CHOOSE DIESEL

Fuel Tank Size	450 ltrs	119 usg
Fuel Burn/hr @ BEP	5 ltrs/hr	1.32 usgph
Rated Power @ BEP	15 kW	20 hp
Model	Deutz D2.2	
Emissions	Stage V	
Max Power	18 kW	24 hp

ELECTRIC MOTOR SPECIFICATION

CHOOSE ELECTRIC

Model	WEG / ABB 415V 3 phase 50Hz	
Standard	IEC3	
Rated Power	18.5 kW	25 hp
Enclosure	TEFC	
Nominal Speed	1500 rpm	
Frame	180 M	

FEATURES & BENEFITS

Auto Start/Stop	Spark Arrestor
UK Manufactured	RIGSAFE Shutdown Valve
Indefinite Dry-Run capabilities	
Cycloseal – advanced mechanical seal that extends seal life, reduces seal failures and maximises uptime	

 **7.42 HOURS**

To empty an Olympic Swimming Pool
(2,500,000 litres) at Max Flow (337 m³/hr)





NET WEIGHT

1380 kgs
3050 lbs

L x W x H

2.10 x 0.95 x 1.75 mtr
82 x 37 x 68"

PUMP SPECIFICATION

Model	CRP150W256	
Priming System	Type: Cornell liquid tolerant diaphragm vacuum pump 	
	Air Removal Capability: 50 cfm Priming Chamber: Cornell optimised priming chamber design and valve linkage for maximum reliability and zero carryover	
	Discharge Check Valve: Patented Cornell Non return valve with optional 90 degree discharge and heavy duty flapper Run Dry: Indefinite capability	
Impeller	Type: Two Vane, WasteWarrior unique cutting impeller design for ragging conditions  Size: 256 mm (10.08")	
Volute	Heavy duty GG30 Gray Iron with 125# flanges	
Mechanical Seal	Tungsten Carbide v Silicon Carbide	
Bearing & Shaft	Heavy-duty bearing housing with dual angular contact bearings on drive end and heavy duty shaft	

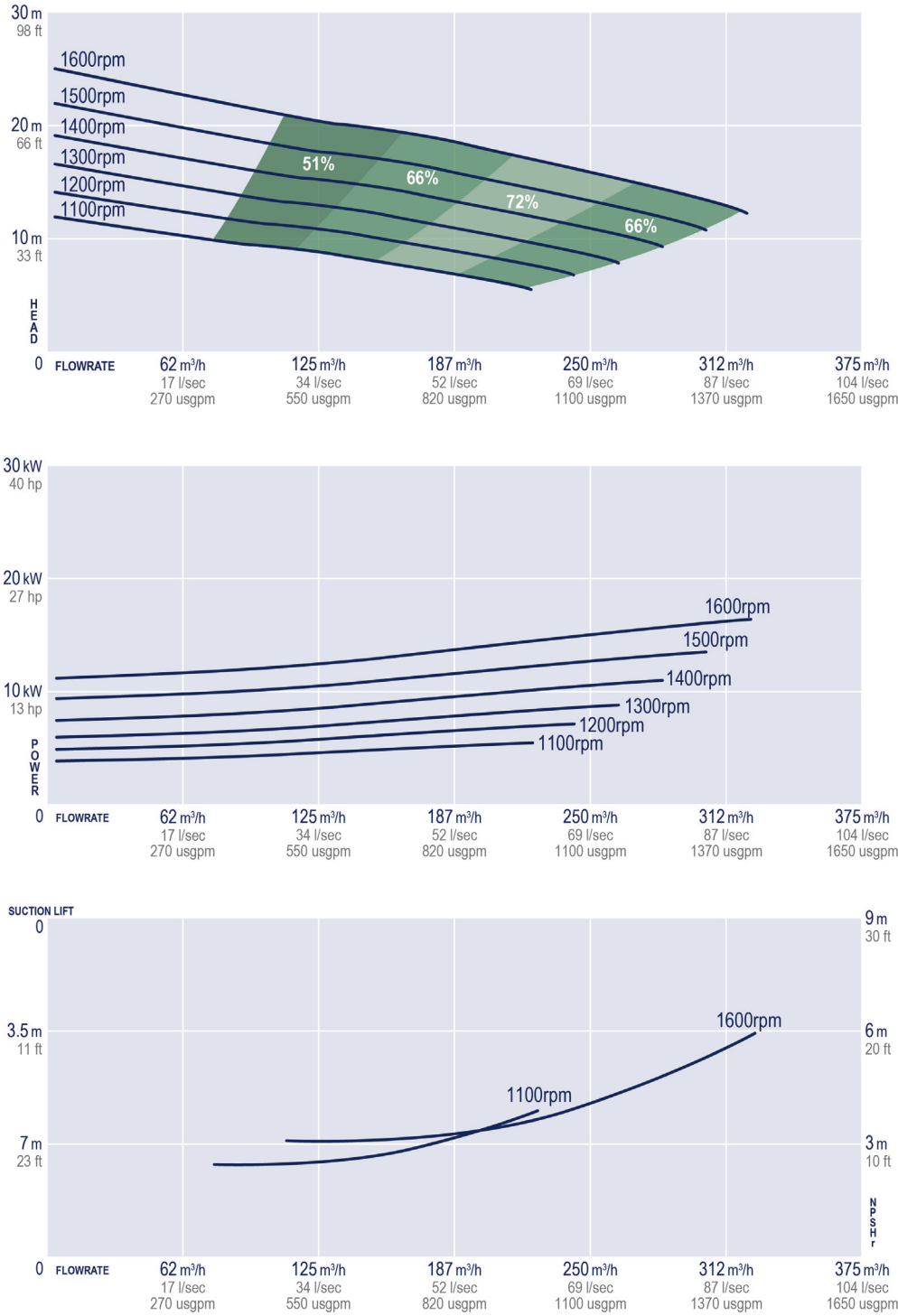


ALL DATA IS FOR GUIDANCE PURPOSES ONLY

+44(0)1473 833939 | SALES@DXBINTEGRATE.COM | WWW.DXBINTEGRATE.COM

AROUND YOUR CLOCK, AROUND YOUR WORLD®

PERFORMANCE CHART (FOR GUIDANCE ONLY)



MARKETS



DXB, AT YOUR SERVICE



AROUND YOUR CLOCK, AROUND YOUR WORLD®

Anywhere, Anytime...
DXB specialise in designing bespoke solutions to your fluid handling challenges.



WORLD CLASS ECO-FRIENDLY PRODUCTS

Like you, we care about the environment, which is why our efficient pumpsets use stage 5 emission compliant engines as standard.



WARRANTY & AFTERCARE

Our aftermarket team are here to support your business for the life of the pumpset. All products come with market leading warranty period for the absolute peace of mind.



REAL TIME ASSET CONTROL

Downtime isn't an option. All our pumpsets can be remotely monitored for ultimate asset control and performance.



YOUR TRUSTED PARTNER

Our customers support us, we support them. We're partners!