

WW250/15



WARRIOR
CUTTER



FLOW @ BEP	HEAD @ BEP	SPEED @ BEP	EFFICIENCY @ BEP
235 m³/hr 1030 usgpm	16 mtrs 52'	1525 rpm	74%

AT A GLANCE

Suction Size	150 mm	6"
Discharge Size	150 mm	6"
Solids Handling	76 mm (min)	3" (min)
Max Flow	455 m³/hr	2000 usgpm
Max Head	24 mtrs	80'
Max Speed	1530 rpm	

DIESEL ENGINE SPECIFICATION

CHOOSE DIESEL

Fuel Tank Size	450 ltrs	119 usg
Fuel Burn/hr @ BEP	4 ltrs/hr	1.05 usgph
Rated Power @ BEP	14 kW	18 hp
Model	Deutz D2.2	
Emissions	Stage V	
Max Power	18 kW	24 hp

ELECTRIC MOTOR SPECIFICATION

CHOOSE ELECTRIC

Model	WEG / ABB 415V 3 phase 50Hz	
Standard	IEC3	
Rated Power	18 kW	25 hp
Enclosure	TEFC	
Nominal Speed	1500 rpm	
Frame	180 M	

FEATURES & BENEFITS

Indefinite Dry-Run capabilities

Auto Start/Stop

UK Manufactured

Cycloseal – advanced mechanical seal that extends seal life, reduces seal failures and maximises uptime



5.50 HOURS

To empty an Olympic Swimming Pool
(2,500,000 litres) at Max Flow (455 m³/hr)



DXB1



NET WEIGHT

1380 kgs
3050 lbs

L x W x H

2.10 x 0.95 x 1.75 mtr
82 x 37 x 68"

PUMP SPECIFICATION

Model	CRP150NNW256	
Priming System	Type: Cornell liquid tolerant diaphragm vacuum pump 	
	Air Removal Capability: 50 cfm Priming Chamber: Cornell optimised priming chamber design and valve linkage for maximum reliability and zero carryover	
	Discharge Check Valve: Patented Cornell Non return valve with optional 90 degree discharge and heavy duty flapper Run Dry: Indefinite capability	
Impeller	Type: Two Vane, WasteWarrior unique cutting impeller design for ragging conditions  Size: 256 mm (10.08")	
Volute	Heavy duty GG30 Gray Iron with 125# flanges	
Mechanical Seal	Tungsten Carbide v Silicon Carbide	
Bearing & Shaft	Heavy-duty bearing housing with dual angular contact bearings on drive end and heavy duty shaft	



Exceeds
NRMM
Standards

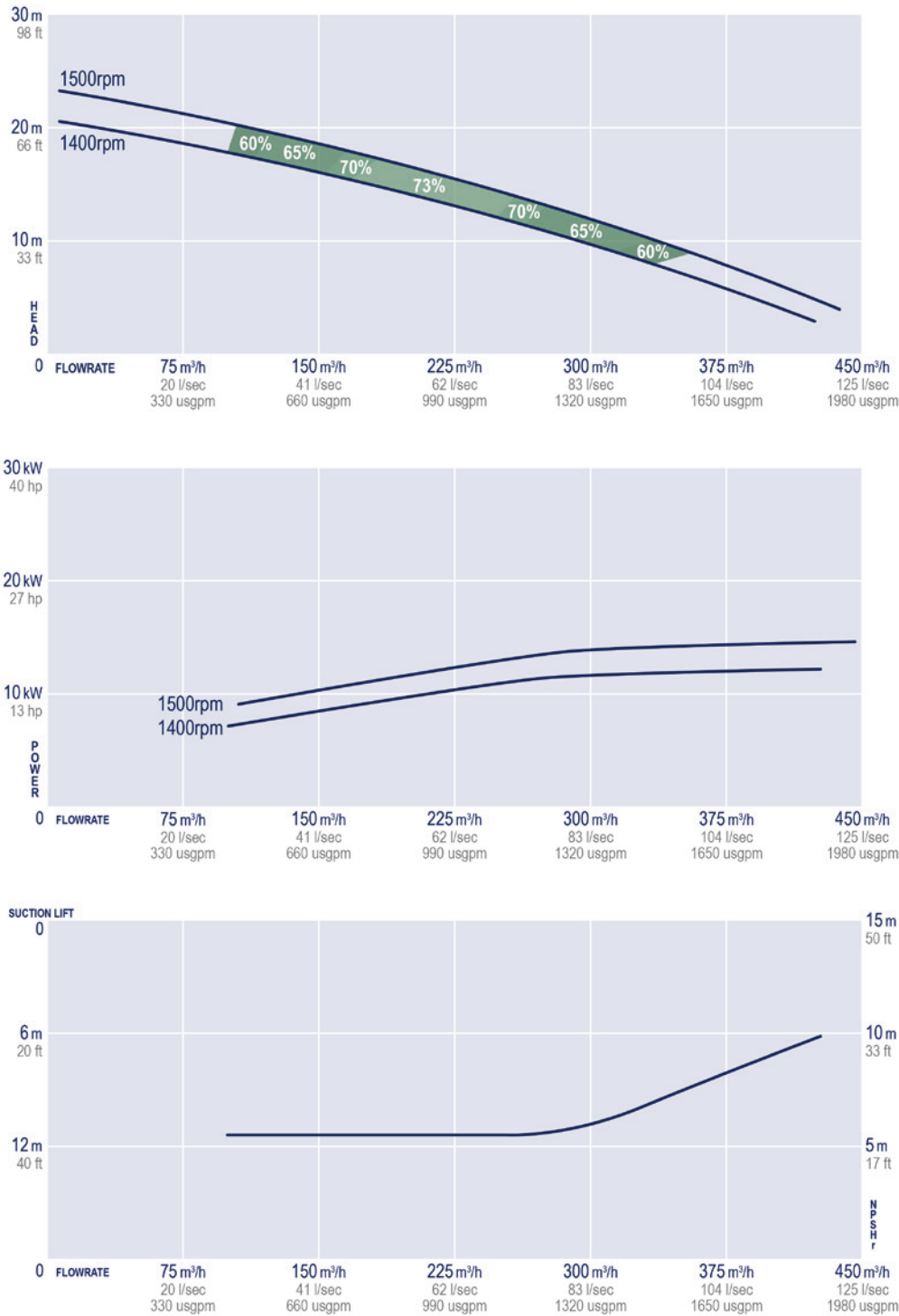


ALL DATA IS FOR GUIDANCE PURPOSES ONLY

+44(0)1473 833939 | SALES@DXBINTEGRATE.COM | WWW.DXBINTEGRATE.COM

AROUND YOUR CLOCK, AROUND YOUR WORLD®

PERFORMANCE CHART (FOR GUIDANCE ONLY)



DXB, AT YOUR SERVICE

AROUND YOUR CLOCK,
AROUND YOUR WORLD®

Anywhere, Anytime...
DXB specialise in designing
bespoke solutions to your
fluid handling challenges.

WORLD CLASS
ECO-FRIENDLY PRODUCTS

Like you, we care about the
environment, which is why
our efficient pumpsets use
stage 5 emission compliant
engines as standard.



WARRANTY & AFTERCARE

Our aftermarket team are here
to support your business for
the life of the pumpset. All
products come with market
leading warranty period for the
absolute peace of mind.



REAL TIME ASSET CONTROL

Downtime isn't an option.
All our pumpsets can be
remotely monitored for ultimate
asset control and performance.



YOUR TRUSTED PARTNER

Our customers support us, we
support them. We're partners!

MARKETS

