

WW630/40



WARRIOR
CUTTER



FLOW @ BEP	HEAD @ BEP	SPEED @ BEP	EFFICIENCY @ BEP
627 m ³ /hr 2760 usgpm	41.6 mtrs 136'	1780 rpm	78%

AT A GLANCE

Suction Size	200 mm	8"
Discharge Size	200 mm	8"
Solids Handling	86 mm (min)	3.40" (min)
Max Flow	795 m ³ /hr	3500 usgpm
Max Head	61 mtrs	200'
Max Speed	1800 rpm	

DIESEL ENGINE SPECIFICATION

CHOOSE DIESEL

Fuel Tank Size	450 ltrs	119 usg
Fuel Burn/hr @ BEP	29 ltrs/hr	7.66 usgph
Rated Power @ BEP	91 kW	122 hp
Model	DEUTZ TCD3.6L4	
Emissions	EU Stage V	
Max Power	105 kW	141 hp

ELECTRIC MOTOR SPECIFICATION

CHOOSE ELECTRIC

Model	WEG / ABB 415V 3 phase 60Hz	
Standard	IEC3	
Rated Power	110 kW	148 hp
Enclosure	TEFC	
Nominal Speed	1800 rpm	
Frame	280 M	

FEATURES & BENEFITS

Auto Start/Stop	Spark Arrestor
UK Manufactured	RIGSAFE Shutdown Valve
Indefinite Dry-Run capabilities	
Cycloseal – advanced mechanical seal that extends seal life, reduces seal failures and maximises uptime	

3.14 HOURS

To empty an Olympic Swimming Pool
(2,500,000 litres) at Max Flow (795 m³/hr)



NET WEIGHT

2350 kgs
5180 lbs

L x W x H

2.85 x 1.20 x 2.00 mtr
112 x 47 x 78"

PUMP SPECIFICATION

Model	CRP200NNW355	
Priming System	Type: Cornell liquid tolerant diaphragm vacuum pump 	Air Removal Capability: 50 cfm Priming Chamber: Cornell optimised priming chamber design and valve linkage for maximum reliability and zero carryover Discharge Check Valve: Patented Cornell Non return valve with optional 90 degree discharge and heavy duty flapper Run Dry: Indefinite capability
	Impeller Type: Two Vane, WasteWarrior unique cutting impeller design for ragging conditions Size: 355 mm (14.00")	
	Volute Heavy duty GG30 Gray Iron with 125# flanges	
Mechanical Seal	Tungsten Carbide v Silicon Carbide	
Bearing & Shaft	Heavy-duty bearing housing with dual angular contact bearings on drive end and heavy duty shaft	

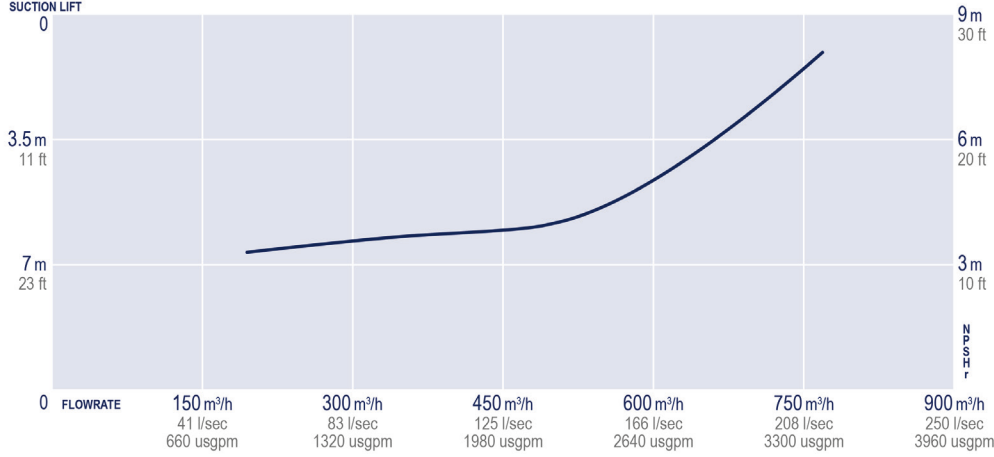
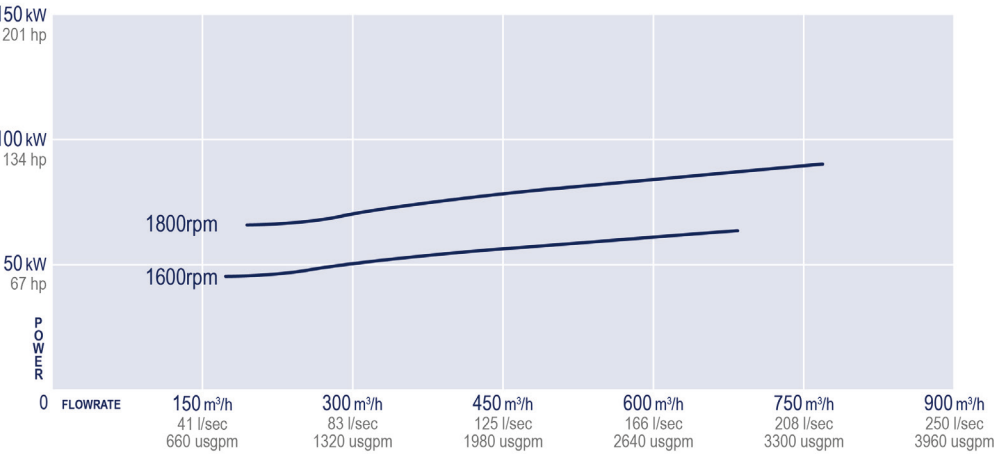
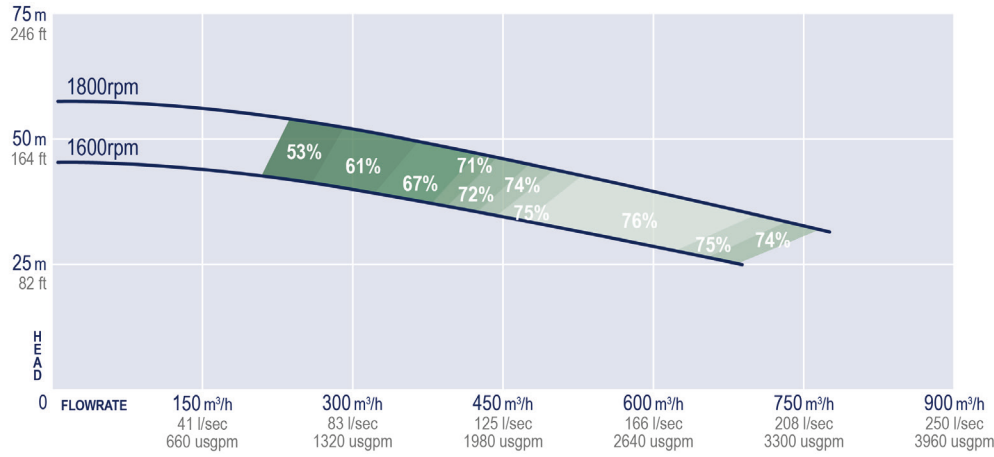


ALL DATA IS FOR GUIDANCE PURPOSES ONLY

+44(0)1473 833939 | SALES@DXBINTEGRATE.COM | WWW.DXBINTEGRATE.COM

AROUND YOUR CLOCK, AROUND YOUR WORLD®

PERFORMANCE CHART (FOR GUIDANCE ONLY)



MARKETS



DXB, AT YOUR SERVICE



AROUND YOUR CLOCK, AROUND YOUR WORLD®

Anywhere, Anytime...
DXB specialise in designing bespoke solutions to your fluid handling challenges.



WORLD CLASS ECO-FRIENDLY PRODUCTS

Like you, we care about the environment, which is why our efficient pumpsets use stage 5 emission compliant engines as standard.



WARRANTY & AFTERCARE

Our aftermarket team are here to support your business for the life of the pumpset. All products come with market leading warranty period for the absolute peace of mind.



REAL TIME ASSET CONTROL

Downtime isn't an option. All our pumpsets can be remotely monitored for ultimate asset control and performance.



YOUR TRUSTED PARTNER

Our customers support us, we support them. We're partners!