

DE200/110



DEWATERING

FLOW @ BEP	HEAD @ BEP	SPEED @ BEP	EFFICIENCY @ BEP
196 m ³ /hr 863 usgpm	111 mtrs 364'	2200 rpm	71%

AT A GLANCE

Suction Size	150 mm	6"
Discharge Size	80 mm	3"
Solids Handling	76 mm	3"
Max Flow	233 m ³ /hr	1026 usgpm
Max Head	123 m	404'
Max Speed	2200 rpm	

DIESEL ENGINE SPECIFICATION

CHOOSE DIESEL

Fuel Tank Size	450 ltrs	119 usg
Fuel Burn/hr @ BEP	11 ltrs/hr	2.90 usgph
Rated Power @ BEP	36 kW	49 hp
Model	DEUTZ TCD3.6L4	
Emissions	EU Stage V	
Max Power	105 kW	141 hp

ELECTRIC MOTOR SPECIFICATION

CHOOSE ELECTRIC

Model	WEG / ABB 415V 3 phase 60Hz	
Standard	IEC3	
Rated Power	110 kW	148 hp
Enclosure	TEFC	
Nominal Speed	1800 rpm	
Frame	315	

FEATURES & BENEFITS

Auto Start/Stop	Spark Arrestor
UK Manufactured	RIGSAFE Shutdown Valve
Indefinite Dry-Run capabilities	
Cycloseal – advanced mechanical seal that extends seal life, reduces seal failures and maximises uptime	

10.73 HOURS

To empty an Olympic Swimming Pool
(2,500,000 litres) at Max Flow (233 m³/hr)



NET WEIGHT

2349 kgs
5180 lbs

L x W x H

2.85 x 1.20 x 2.00 mtr
112 x 47 x 79"

PUMP SPECIFICATION

Model	CRP80HC387
Priming System	<p>Type: Cornell liquid tolerant diaphragm vacuum pump</p> <p>Air Removal Capability: 50 cfm</p> <p>Priming Chamber: Cornell optimised priming chamber design and valve linkage for maximum reliability and zero carryover</p> <p>Discharge Check Valve: Patented Cornell Non return valve with optional 90 degree discharge and heavy duty flapper</p> <p>Run Dry: Indefinite capability</p>
Impeller	<p>Type: Six Vane, CA6NM Enclosed Clear Liquids Impeller design providing long life & optimal efficiency</p> <p>Size: 387 mm (15.00")</p>
Volute	Heavy duty GG30 Gray Iron with 125# flanges
Mechanical Seal	Tungsten Carbide v Silicon Carbide
Bearing & Shaft	Heavy-duty bearing housing with dual angular contact bearings on drive end and heavy duty shaft



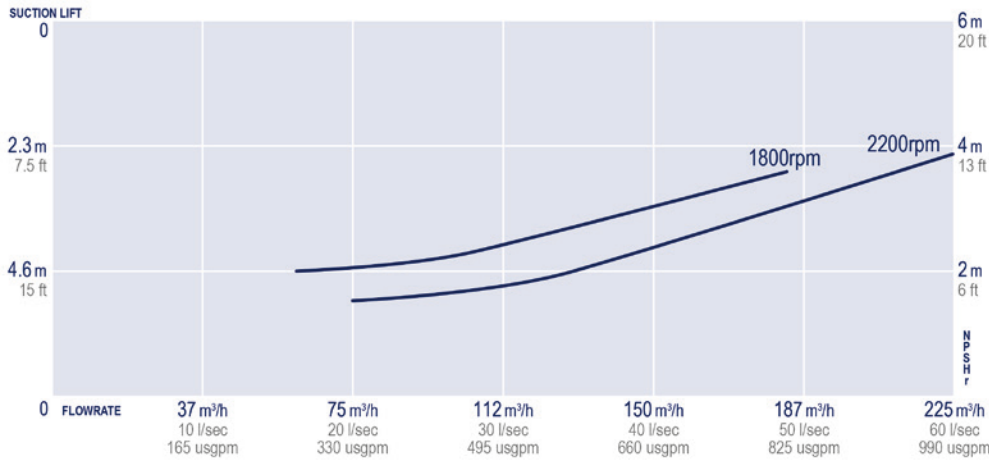
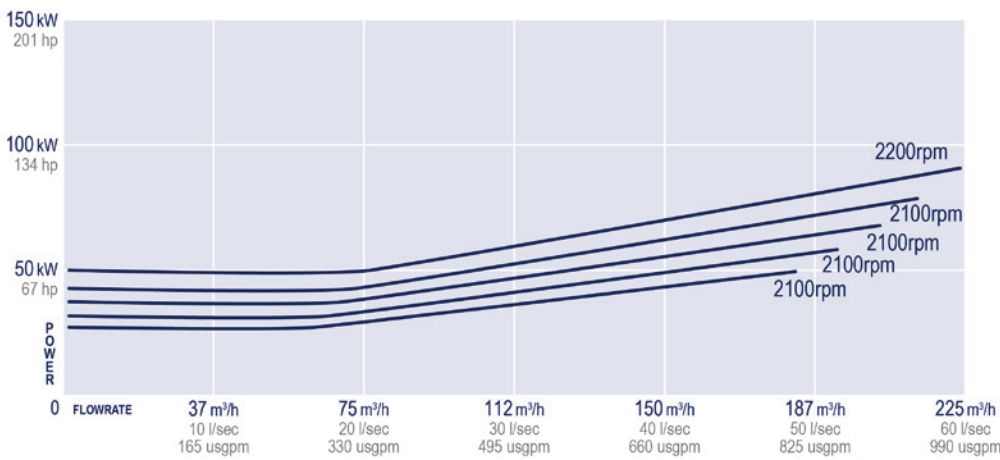
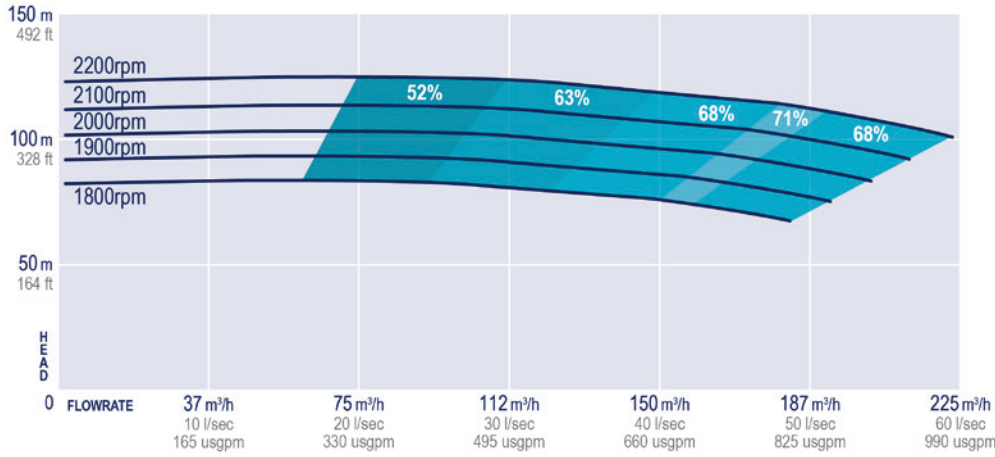
ALL DATA IS FOR GUIDANCE PURPOSES ONLY

+44(0)1473 833939 | SALES@DXBINTEGRATE.COM | WWW.DXBINTEGRATE.COM

AROUND YOUR CLOCK, AROUND YOUR WORLD®

DE200/110-0421

PERFORMANCE CHART (FOR GUIDANCE ONLY)



MARKETS



DXB, AT YOUR SERVICE



AROUND YOUR CLOCK, AROUND YOUR WORLD®

Anywhere, Anytime...
DXB specialise in designing bespoke solutions to your fluid handling challenges.



WORLD CLASS ECO-FRIENDLY PRODUCTS

Like you, we care about the environment, which is why our efficient pumpsets use stage 5 emission compliant engines as standard.



WARRANTY & AFTERCARE

Our aftermarket team are here to support your business for the life of the pumpset. All products come with market leading warranty period for the absolute peace of mind.



REAL TIME ASSET CONTROL

Downtime isn't an option. All our pumpsets can be remotely monitored for ultimate asset control and performance.



YOUR TRUSTED PARTNER

Our customers support us, we support them. We're partners!